

# Community Spring Clean-Up (SCUP) Diversion

---

For Resource Conservation Advisory Board 9/27/17



# SCUP History

- Pre-2005 all material collected was landfilled
- 2005 – 2014 Boulder County requested communities to include recycling
- Post-2014 Boulder County only pays for diversion efforts
  - The BOCC allocated funds to each community for diversion at SCUPs

# 2017 Numbers

- \$11,684 spent in total\*
- Materials diverted:
  - Compost/Yard Waste
  - Traditional Recycling
  - Mattresses
  - Tires
  - CHaRM Material
  - Electronics (E-Waste)
  - Paint and other HHW
  - Scrap Metal
  - Wood/Slash and Dimensional Lumber
  - Reuse with ReSource



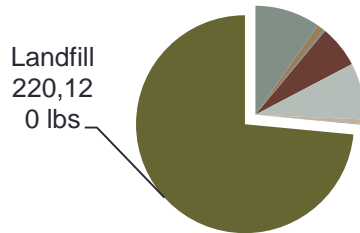
\*Jamestown and Eldorado Springs haven't happened yet

# Past Diversion

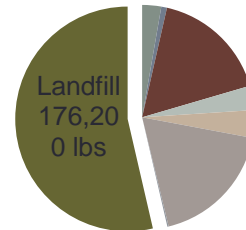
**Pre-2005 Overall  
SCUP Totals**  
Diversion rate:  
**0%**



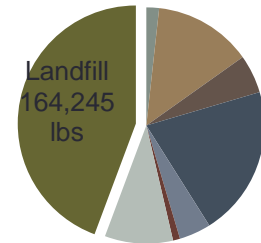
**2011 Overall  
SCUP Totals**  
Diversion rate:  
**27%**



**2014 Overall SCUP  
Totals**  
Diversion rate:  
**46%**

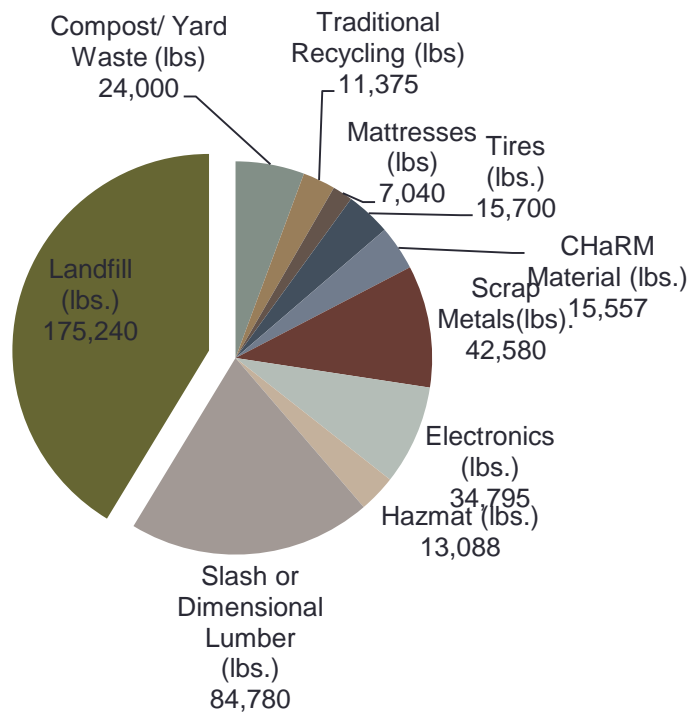


**2015 Overall SCUP  
Totals**  
Diversion rate:  
**55.7%**

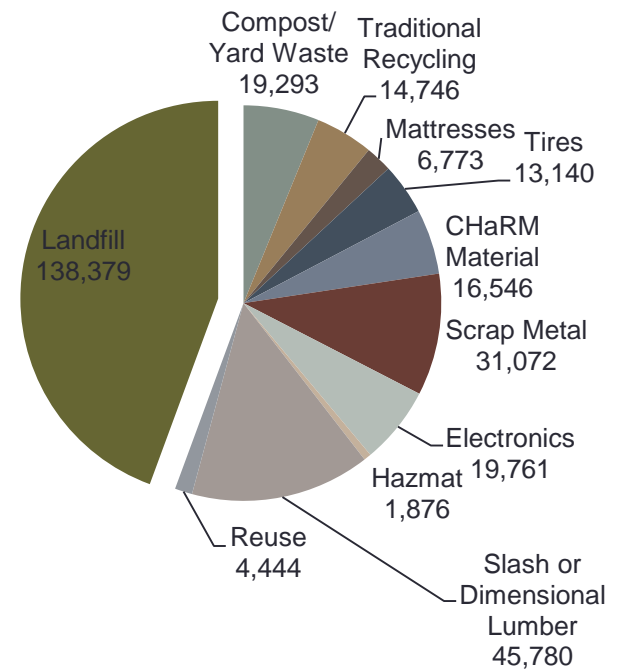


# Overall Diversion

**2016 Overall SCUP Totals (lbs)**  
**Diversion rate: 58.7%**

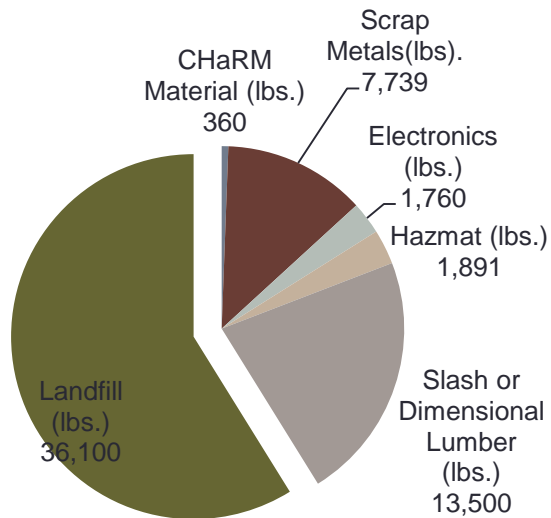


**2017 Overall SCUP Totals (lbs)**  
**Diversion rate: 58.2%**

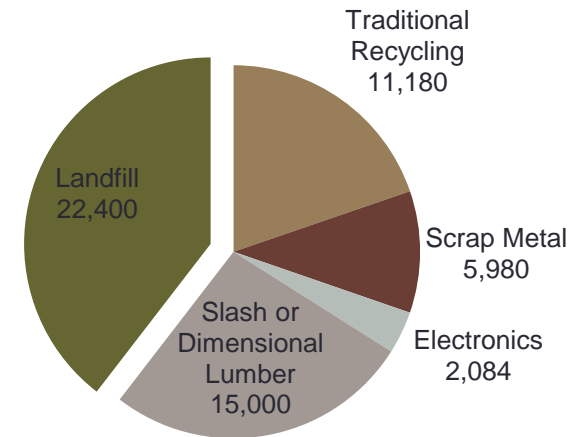


# Niwot

## 2016 Niwot SCUP Totals (lbs) Diversion rate: 41.2%

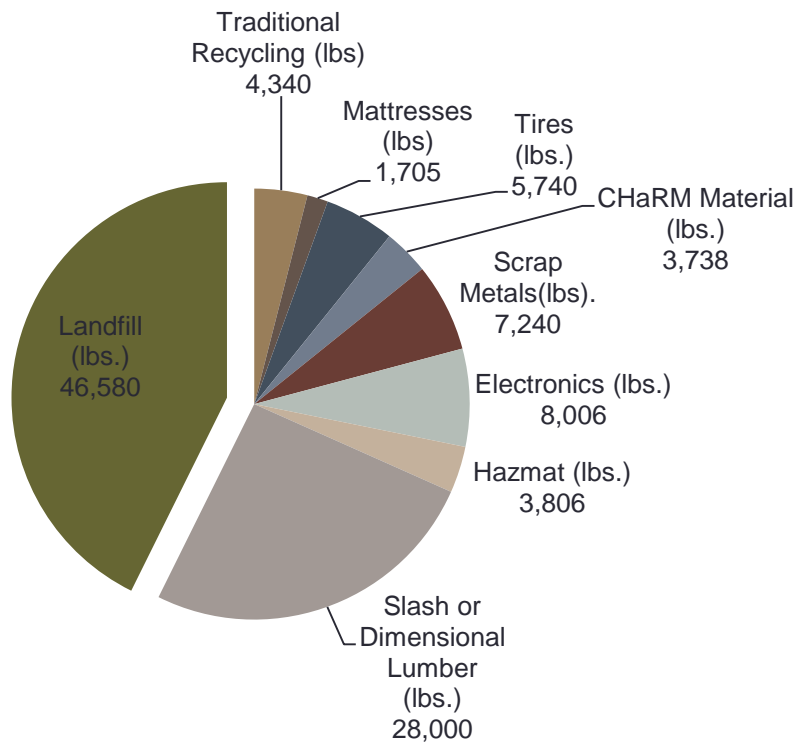


## 2017 Niwot SCUP Totals (lbs) Diversion rate: 62.5%

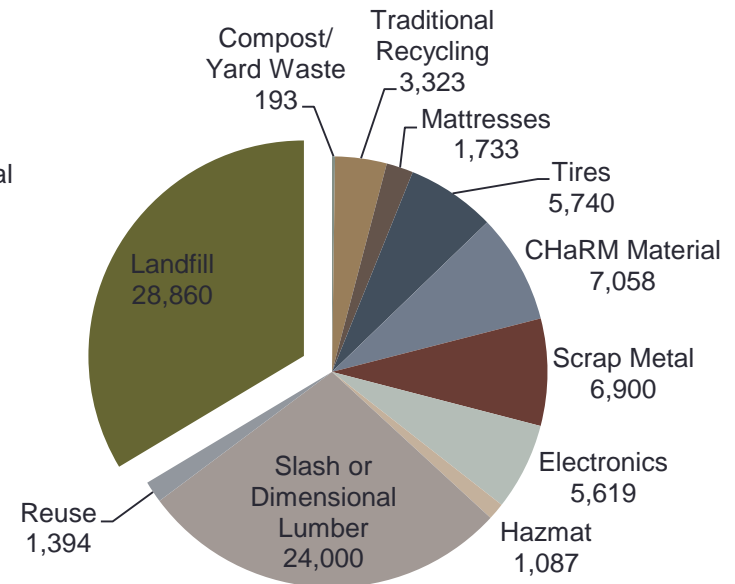


# Nederland

**2016 Nederland SCUP Totals (lbs)**  
**Diversion rate: 57.3%**

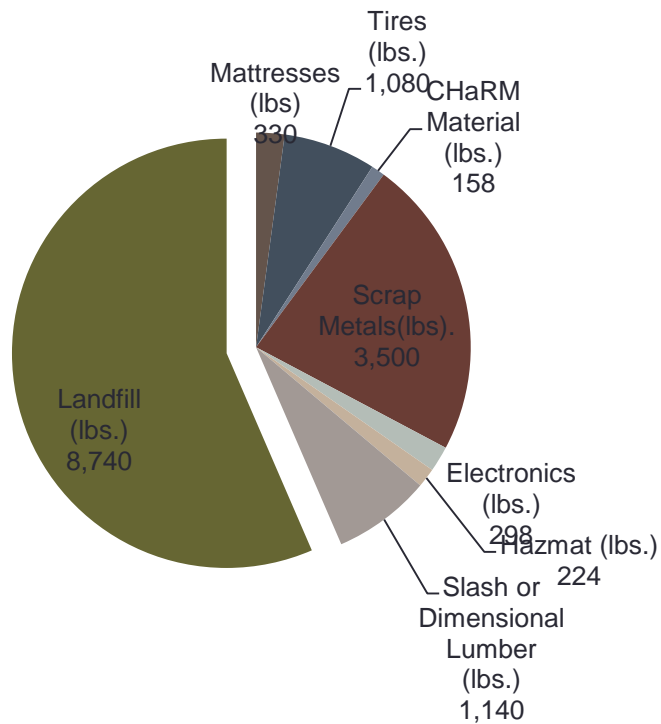


**2017 Nederland SCUP Totals (lbs)**  
**Diversion rate: 71.4%**

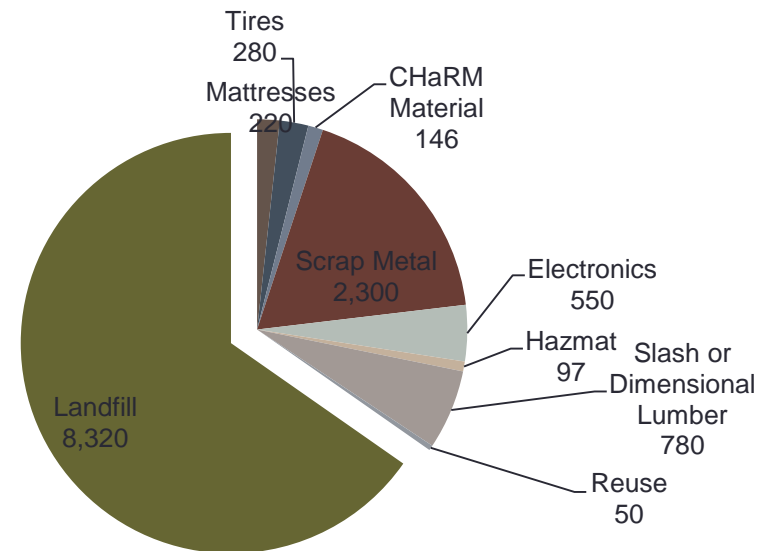


# Gold Hill

**2016 Gold Hill = SCUP Totals (lbs)**  
**Diversion rate: 43.5%**



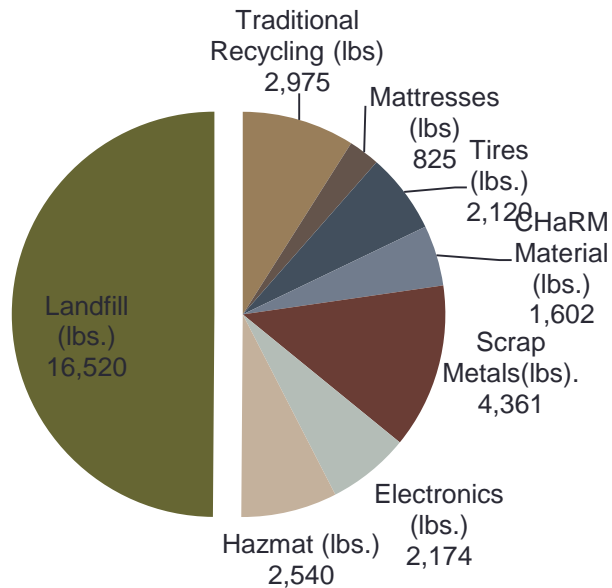
**2017 Gold Hill SCUP Totals (lbs)**  
**Diversion rate: 35%**



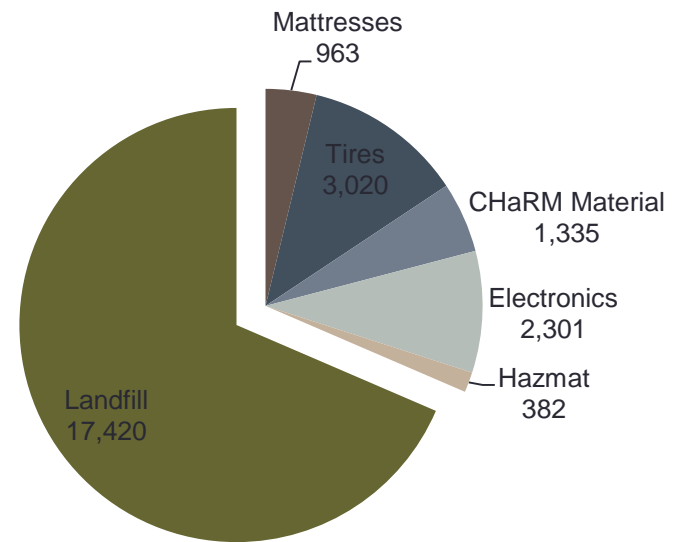


# Ward

**2016 Ward SCUP Totals (lbs)**  
**Diversion rate: 50.1%**



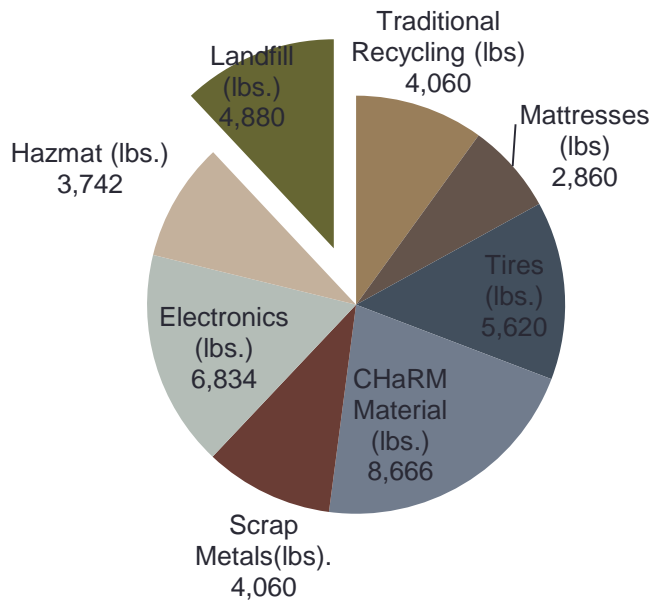
**2017 Ward SCUP Totals (lbs)**  
**Diversion rate: 31.8%**



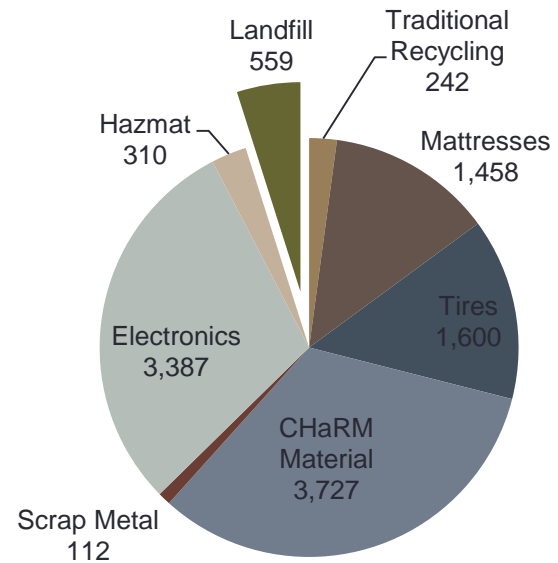
# Allenspark



## 2016 Allenspark SCUP Totals (lbs) Diversion rate: 88%

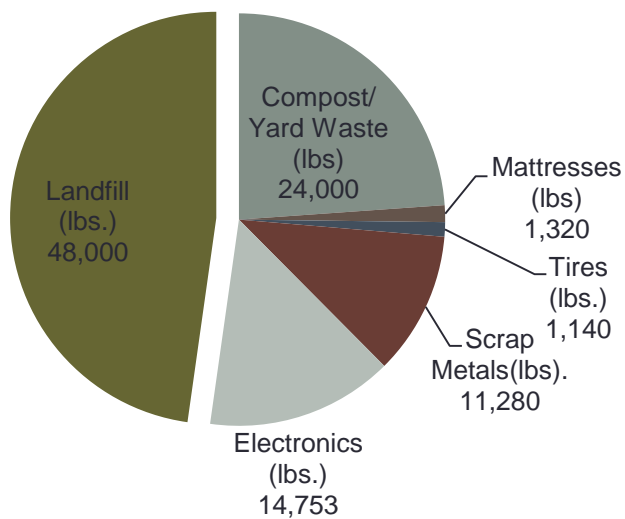


## 2017 Allenspark SCUP Totals (lbs) Diversion rate: 95.6%

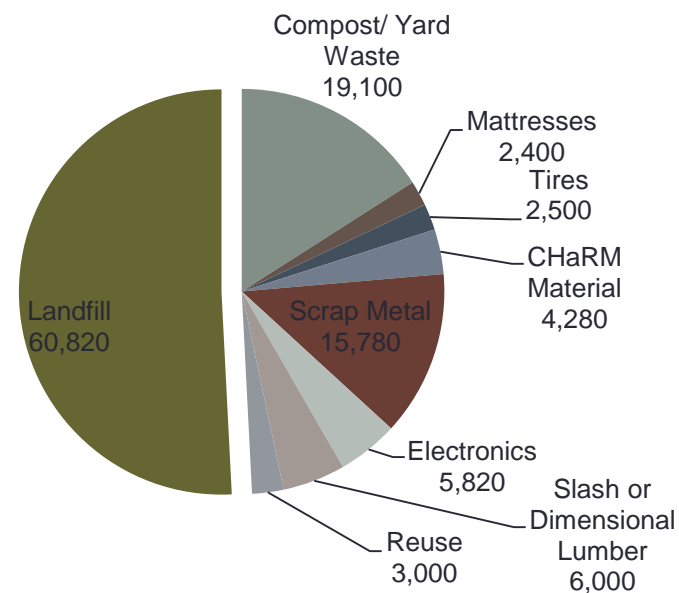


# Lyons

**2016 Lyons SCUP Totals (lbs)**  
**Diversion rate: 52.2%**



**2017 Lyons SCUP Totals (lbs)**  
**Diversion rate: 49.2%**





# TAKEAWAYS

- Diversion remained flat from 2016
- Need to figure out ways to encourage less trash
- Allenspark, because they do not offer a trash roll-off, had a phenomenal diversion rate:
  - *The proximity to the TS helps, so people can pay for trash disposal if they want*
  - *They discourage trash*
- It is very hard to predict which stream will be the biggest from year to year.

# THANK YOU!

---

Cody Lillstrom

*Zero Waste Program Manager*

[jlillstrom@bouldercounty.org](mailto:jlillstrom@bouldercounty.org)

720-564-2757

