



City of Longmont Ward 1 Special Election Reconciliation Report

February 27, 2018

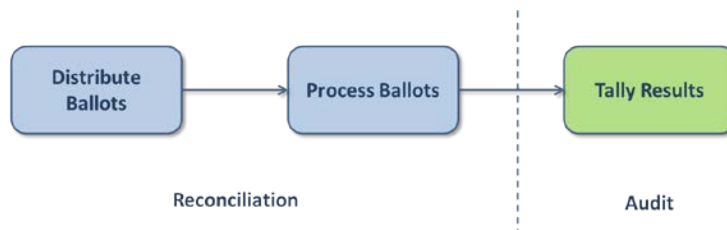
Overview

The purpose of the canvass is to account for every ballot cast and ensure that every valid vote cast is included in the election totals. This involves accounting for every mail ballot, every in-person ballot, every provisional ballot, every challenged ballot, and every military and overseas ballot (UOCAVA). The canvass process should also confirm that the number of votes counted is equal to or less than the number of ballots cast and that the number of ballots cast is equal to or less than the number of registered voters (1-10-101.5, C.R.S). The Canvass Board's duties regarding reconciliation are stated in Election Rule 10.3.2(a):

- (a) Conduct the canvass in accordance with section 1-10-101.5, C.R.S, including:
 - (1) Account and balance the election and certify the official abstract of votes;
 - (2) Reconcile the number of ballots counted to the number of ballots cast; and
 - (3) Reconcile the number of ballots cast to the number of voters who voted by reviewing the reconciled detailed ballot logs and Statement of Ballots.

In order to reconcile the election, we track both issued ballots and voted ballots as they pass through the election process. This report will present summary data regarding the overall election, a detailed accounting of ballots on a precinct-by-precinct basis, and the processes that provide the evidence to allow the Canvass Board to fulfill its statutory duty.

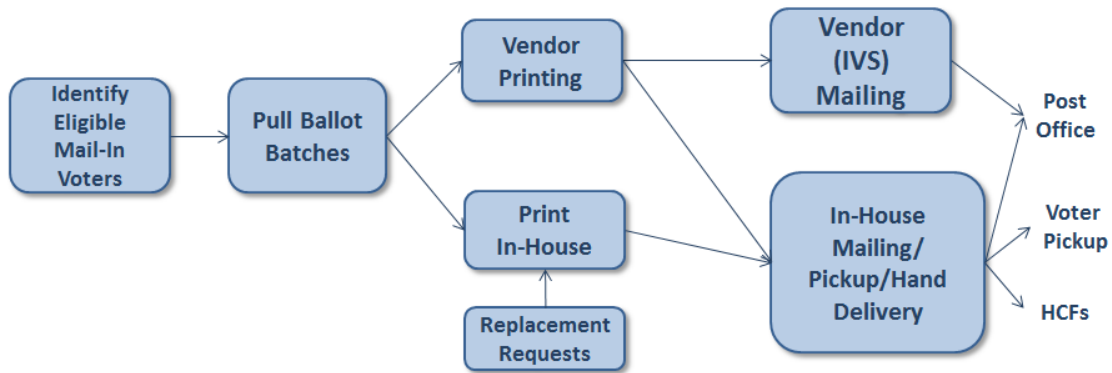
A high-level view of the election processes are as follows:



The reconciliation process primarily focuses on the distribution and reception of ballots through the assignment of voter credit. Boulder County's audit, the subject of a separate process and report, is the quality assurance procedure that checks the accuracy of the results, not the equipment. The audit and corresponding report assists the Canvass Board in their other duty, which is to certify the abstract of votes cast (election results).

Ballots Distributed

Ballots are sent to all active eligible voters; eligible voters are a subset of registered voters that are active, reside in one of the jurisdictions on the ballot, and are 18 years old or older on Election Day. The diagram on the next page is an overview of the process of mailing ballots.



The Boulder County Elections Division uses a printing and mailing vendor for the majority of the mail ballots sent. Ballot images and addressing information are provided to them several weeks before ballots are to be mailed. During the interim weeks between when this information is transmitted to the vendor and the mail drop date, we receive and process numerous registration changes. Some of these changes result in voided ballots that have already been printed by the vendor. When possible, we attempt to find and secure these voided ballots so that they are not inadvertently mailed. For this election, voids were pulled twice, securing 68 voided ballots and reducing the number of mail-pieces managed by the vendor. An extra 12 ballots were pulled for LAT and not used in LAT; these ballots came from the list of voided ballots. There were 2 voided ballots that the vendor did not get pulled, leaving an overall difference of 10 ballots (see table below). We typically pull ballots for the purposes of hand-delivery to Health Care Facilities (HCFs); there were no HCFs included in this election. The vendor also prints ballots for use in Boulder County's Logic and Accuracy Test (LAT); these ballots were also pulled, further reducing the number of mail-pieces managed by the vendor. The vendor hand-off to the Post Office reflects these numbers; final totals show, through postal receipts, that ballots reported as mailed by the vendor closely match our expected-to-be-mailed counts. The postal receipts are based on a weight and an approximate piece count and are not necessarily exact. The following table shows a reconciled summary of the ballots expected to be mailed by the vendor.

Vendor Batches

	Batch Date	Original Number in Batch	LAT Ballots Returned from Vendor	Ballots Returned from Vendor
Batch 02 UOCAVA Mail	1/10/2018	40		0
Batch 03 ID Required	1/10/2018	37		48
Batch 04 Regular	1/10/2018	18,265		
Batch 05 Weld Regular	1/10/2018	7		
LAT Ballots	1/10/2018	57	69	
Batch 06 ID Required (Supplemental)	2/1/2018	1		20
Batch 07 Regular (Supplemental)	2/1/2018	150		
Totals		18,557	69	68
Total Expected to be Mailed		18,420		
UOCAVA Mailed		40		
USPS Bulk Mailed by Vendor		18,359		
Metered First Class Mailed by Vendor		31		
Total Mailed by Vendor (receipts)		18,430		
Final Difference		(10)		

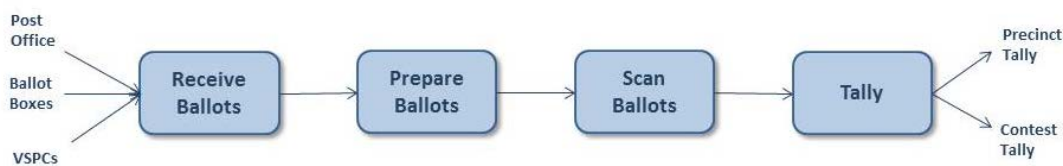
The majority of our mail ballots were printed and mailed through our vendor by the statutory deadline to mail ballots (no later than 8 days prior to the election). However, if voters register or change their registration after we have sent the last order to the vendor, that voter's ballot is printed in-house and taken directly to the local USPS facility to be mailed. This year, we processed 201 in-house mail ballots. This process of printing in-house and mailing ballots from our office continues until the statutory deadline of 8 days prior to the election. After such date, late registrants must visit a Voter Service and Polling Center (VSPC) to request a ballot. During the course of the election, a total of 408 ballots were returned to the county by the USPS as undeliverable as of the date of this report; 1 of these was a UOCAVA ballot.

Attachment 1 provides a precinct-by-precinct accounting of all ballots sent by the vendor as well as those ballots that were printed in-house. It also reconciles the number of Active voters in Boulder County to the number of ballots sent in order to ensure that every voter was either sent a ballot or contacted to let them know they would need to visit a VSPC (in the case of those who registered after the mail deadline).

Ballots Received (Accepted or Rejected)

Mail ballots are received in several ways: (1) the Post Office, (2) secure 24-hour ballot drop boxes, (3) drop-off ballot box locations (Longmont Voter Service and Polling Center, Longmont City Clerk's Office and Boulder County Clerk and Recorder's Office), and (4) drive-by drop-off location. These ballots are validated by election judges and either accepted or rejected and recorded accordingly in SCORE. Determining whether a ballot is accepted or rejected is made based on several factors. For example, it may be rejected because the signature on the ballot envelope does not match the voter registration record, the envelope may be missing a signature, or the returned ballot may be missing a required ID. Letters are sent to these voters allowing them to "cure" their ballot envelope by returning a signed affidavit with a copy of their ID (due by the 8th day after the election). Only the ballots associated with accepted envelopes proceed through the process to scanning, adjudication, and tallying.

Voted paper ballots from Voter Service and Polling Center (VSPC) locations arrive in separate ballot boxes from the mail-in ballots. Because the voters were already recorded in SCORE and their ID was verified at the VSPC locations, these ballots go directly to scanning, adjudication, and tallying after being batched.



Attachment 2 provides a precinct-by-precinct accounting of ballots received and is compared to the number of ballots counted on the tabulation system in order to reconcile the number of ballots counted to the number of ballots cast. The left hand portion of Attachment 2 displays the number of ballots accepted in SCORE for both Mail-In and In-Person voters, the number of rejected ballots (see the BP-012B for a breakdown of rejected ballots by code), and any provisional ballots. The right hand portion provides the number of ballots counted.

Voter Moves

Throughout any election cycle voters will move residential addresses; Boulder County accounts for these voter moves. Due to the large university located in Boulder, this happens quite often. In some cases a voter may update their registration with a new address, however, they have already returned a voted ballot in another

county. This causes a discrepancy between our Active voters and our Active ballots. The ballot that the voter initially returns gets counted; this is a rule known as “First Ballot Back” and subsequently their Boulder County ballot is voided but their voter eligibility status stays in Boulder County. For this election, there were not any First Ballot Back scenarios.

Provisional, Damaged and Emergency Ballots

Election Rule 10.5.1(d) requires the reporting of the provisional ballot information below (see BP-012C for detail):

Provisional Ballot Summary	
Accepted:	0
Rejected:	0
Provisional Ballot Total:	0

Election Rule 10.5.1(g) requires the reporting of emergency replacement ballots:

Emergency Ballot Summary	
Accepted:	0
Rejected:	0
Total:	0

Election Rule 10.5.1(h) requires the reporting of damaged and spoiled ballots:

Damaged/Spoiled Ballot Summary	
Damaged (duplicated) Ballots:	5
Spoiled Ballots from VSPCs:	26

Ballots Counted

Once the ballots are scanned, adjudicated and tallied, the number of ballots counted should be less than or equal the number of accepted ballots in SCORE.

SCORE Disposition	
Accepted Mail-Ballot	5,854
Voted In-Person	18
Provisional	0
Total SCORE	5,872
Landowner ballots	0
Total	5,872

Tally of Ballots Counted	
Precinct Ballots Counted	5,872
Landowner Ballots Counted	0
Total	5,872

Ballots sent to non-resident property owners for special district contests are recorded in the Boulder County Landowner Ballot Management System as SCORE does not provide this capability. The summary of ballots counted, cast, and sent is as follows (for this election there were no applicable Landowner ballots):

Special District Landowner Ballots	
Ballots Counted:	0
Ballots Cast:	0
Ballots Distributed:	0

Statutory Requirement Fulfilled

Based on the research performed during this canvass and reported herein, it has been determined that Colorado Statute 1-10-101, C.R.S. has been met; the number of votes counted is equal to or less than the number of ballots cast (accepted plus rejected ballots) and the number of ballots cast is equal to or less than the number of registered voters. For this election, these numbers are as follows:

Votes Counted:	5,872
Ballots Cast:	5,953
Active Voters:	18,606
Inactive Voters:	2,378
Registered Electors:	20,984

Ballots Cast includes ballots that are ultimately not counted due to various reasons. The most common reasons include: the voter failed to sign the ballot envelope, the voter failed to provide ID when required, or the voter's signature did not match the reference signature on file. Voters have until the 8th day after the election to rectify these issues. However, not every voter does so in this timeframe. If they do not, their cast ballot is not counted. The Active Voters number above includes 20 confidential voters and the Inactive Voters number includes 7 confidential voters; confidential voters will not be identified in any publicly available reports.

** All voter registration numbers reported herein are as of Election Day and do not include Active voters under 18.*

Attachment 1 - Ballots Distributed

Eligible Voters (EX003 - SCORE Registered Voter List)			Ballots Distributed (CE-E013 - SCORE Voters With Ballots List)						Difference
Precinct	Active Voters	Inactive Voters	IVS Printed	In-House Printed	Voided	Registered After Mail Cut-Off	In-Person Ballots	Total Active Ballots	Total
600	1567	158	1541	40	25	8	3	1567	0
601	1479	125	1471	27	26	2	2	1476	3
602	784	83	788	5	11	1	0	783	1
603	1218	130	1219	13	25	8	1	1216	2
604	982	82	979	11	11	2	1	982	0
605	1034	116	1024	12	6	3	0	1033	1
606	769	86	767	8	8	1	1	769	0
607	988	98	983	8	8	2	2	987	1
608	888	164	889	8	13	2	1	887	1
609	475	136	477	7	11	1	1	475	0
630	838	156	835	13	12	2	0	838	0
631	645	101	639	9	5	2	0	645	0
632	1194	108	1187	13	10	3	0	1193	1
633	865	210	861	8	11	4	2	864	1
644	793	194	788	15	12	2	0	793	0
645	834	83	829	16	10	0	0	835	-1
646	871	86	868	9	10	1	0	868	3
647	1382	100	1361	32	20	5	3	1381	1
648	1000	162	994	24	30	4	1	993	7
TOTAL	18606	2378	18500	278	264	53	18	18585	21

Explanation of Differences	
(Unless specified below, the Differences column (+/- numbers) represents voter relocations from one precinct to another precinct)	
Voters became inactive because they moved out of Boulder County	8
Voter became inactive due to a felony conviction	1
Voters became inactive because they are now deceased	13
Voter returned a ballot prior to moving out of Longmont City Ward 1	-1
Total:	21

Non-Resident Special District Landowner Ballots	
Special Districts	Sent
0	0
Total Landowner District Voters:	0
Total Ballots Distributed:	0

Attachment 2 - Ballots Received (Accepted or Rejected)

Eligible Voters (EX003 - SCORE Registered Voter List)			SCORE Voter Credit And Ballots Cast					Dominion Ballots	Difference
Precinct	Active Voters	Inactive Voters	Accepted Mail-In	Accepted In-Person	Total Vote Credit	Rejected Mail-In	Total Ballots Cast	Total Ballots Counted	Total
600	1567	158	574	3	577	16	593	577	0
601	1479	125	581	2	583	9	592	583	0
602	784	83	274	0	274	7	281	274	0
603	1218	130	422	1	423	2	425	423	0
604	982	82	414	1	415	7	422	415	0
605	1034	116	267	0	267	6	273	267	0
606	769	86	262	1	263	0	263	263	0
607	988	98	334	2	336	3	339	336	0
608	888	164	184	1	185	6	191	185	0
609	475	136	86	1	87	0	87	87	0
630	838	156	274	0	274	1	275	274	0
631	645	101	173	0	173	2	175	173	0
632	1194	108	359	0	359	3	362	359	0
633	865	210	158	2	160	2	162	160	0
644	793	194	172	0	172	3	175	172	0
645	834	83	324	0	324	2	326	324	0
646	871	86	259	0	259	1	260	259	0
647	1382	100	473	3	476	5	481	476	0
648	1000	162	264	1	265	6	271	265	0
	18,606	2,378	5,854	18	5,872	81	5,953	5,872	0

Accepted Provisionals: 0

Rejected Provisionals: 0

Adjusted Totals at Election Close: **5,872** **5,953** **0**

Explanation of Differences	
Total:	0

Non-Resident Special District Landowner Ballots	
Special District	Accepted
0	0
Total:	0



RE: Certification of 2018 Longmont Special Election


The duly appointed members of the 2018 Longmont Special Election Canvass Board for Boulder County have completed the duties required, as detailed in 8 CCR 1505-1 Rule 10.2, 10.3 and 10.4.


And, in accordance with C.R.S. 1 10 101.5(c), we, the undersigned members of Canvass Board, do hereby certify that the number of ballots counted in the February 27 Longmont Special Election do not exceed the number of ballots cast in this election, as shown in the attached Statement of Vote.

We further certify that the attached Statement of Vote is a true and accurate listing of the results for the 2018 Longmont Special Election held in Boulder County on Tuesday, February 27, 2018.

Signed:

 _____ 3-9-18
Valaria Skitt, City of Longmont Clerk Date

 _____ 3/9/18
Dawn Quintana, City of Longmont Deputy Clerk Date

for  _____ 3-9-18
Hillary Hall, Boulder County Clerk and Recorder Date
Justine Vigil-Tapia - Deputy Clerk