


# Housing & Community Development Opportunities in Nederland



## Aging and Inefficient Housing Supply:

Nearly 2/3 of available rentals were built prior to 1980; highest share built prior to 1970



**Unbalanced Market:** Majority of supply unaffordable to most renters



## Increasing Demand for Older Adults:

60% projected growth in the 65-74 age group by 2018




**Loss of Younger Residents:** Lack of affordable housing leading to the loss of younger residents



**Need for additional housing:** Demand for at least 60 new rental units by 2018

## 2014 Nederland Community Housing Needs Assessment Findings



# WHO NEEDS AFFORDABLE HOUSING IN NEDERLAND?

## SENIORS, FAMILIES, AND YOUNG CHILDREN

49

Average age of head-of-household in BCHA Nederland units

57

# applicants on BCHA wait list for Nederland homes

Average monthly income for BCHA Nederland residents

\$1094

Percentage on wait list that are older adults

35%

\$432

Average monthly rent for BCHA Nederland residents

50

Number on wait list seeking 1 or 2 bedroom homes

Average length of time in home for BCHA Nederland residents

4.2 Years

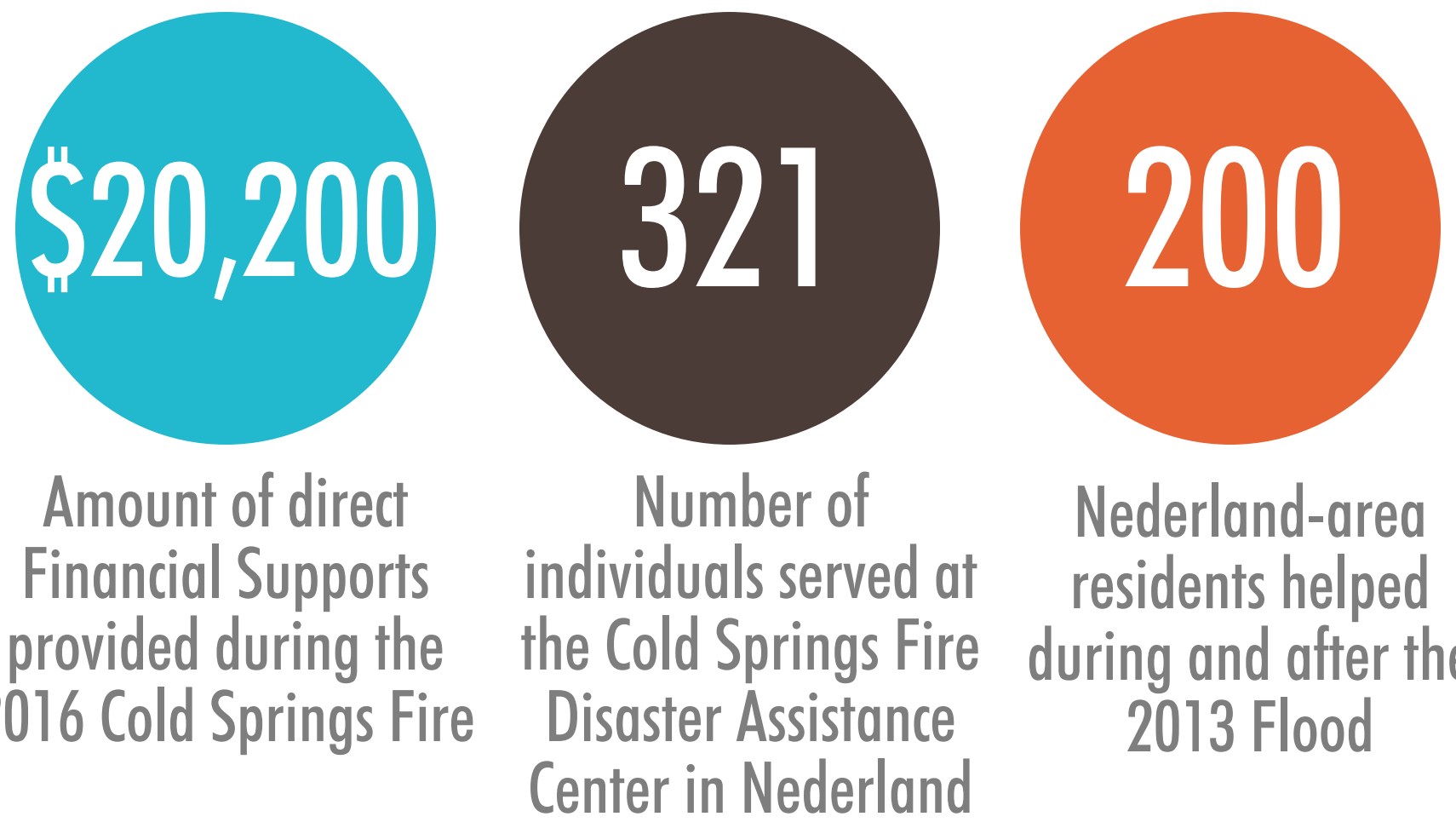
Percentage on wait list that are families with children

25%


# Boulder County/Nederland partnerships: Continued progress toward a more resilient community

## Partnerships in times of disaster

Boulder County Housing & Human Services along with many other community partners including the Nederland Food Pantry, Peak to Peak Human Services Task Force, American Red Cross, Salvation Army, the Foothills United Way and many others were proud to support the Town of Nederland's residents during the 2016 Cold Springs Fire. The partnerships were also strong during the 2013 flood.



Amount of Worthy Cause investments in local Nederland agencies since 2010



Number of Housing supports including vouchers and homes in Nederland



Staff from Housing & Financial Counseling and Healthy Communities meet with Ned residents at the community center

## Partnerships to support the community

Nederland individuals supported by the Boulder County Area Agency on Aging



- Transportation
- Congregate and Home Delivered meals
- Nutrition Counseling and Education
- Screening and education for visually impaired older adults
- Homemaking and Personal Care in the home
- Respite Care
- Emergency financial assistance
- Medicare Counseling

## Partnerships to support older adults

## Partnerships to support families & individuals

Through strong community-based partnerships and by providing wraparound supports such as medical assistance, food assistance, and housing assistance, we are building a healthy, connected Nederland community that empowers people and strengthens families by confronting the root causes of crisis and instability



Food Assistance & Medical Assistance (Medicaid/CHP+) Nederland Area 2017 - total served



Percent of the Nederland area population receiving Food Assistance during 2017



Percent of the Nederland area population receiving Medical Supports during 2017



Number of households supported by the Mountain Resource Liaison in 2016



2016-17 direct Nederland community support investments



\*\*80466 area code

The Nederland community and Boulder County and its network of partners have long worked together to support and empower the people and families of Ned.