



# Community Services Department

Sundquist Building • 3482 N. Broadway • Boulder, Colorado 80304 • Tel: 303.441.3560 • Fax: 303.441.4550  
Mailing Address: P.O. Box 471 • Boulder, Colorado 80306 • [www.bouldercountycommunityservices.org](http://www.bouldercountycommunityservices.org)



## Regional Homeless Executive Board Meeting April 13, 2018, 8:00 to 9:30 515 Coffman Street (Hub) – Room 321

Welcome	8:00
Staff System Implementation Update	8:00-8:20
Housing resource analysis & state funding available	8:20-8:50
Feedback on draft report	8:50-9:20
Member Updates	9:20-9:30

## SYSTEM UPDATES

### COORDINATED ENTRY

- 1,446 people screened through March 31, 2018
- Screening volume appears to have settled. Though screening volume was high in the first two months of CE operations, between December 2017 and March 2018, the average number of screenings per day countywide has been between 5 and 8 screenings per day. However, screening volume may change during the summer months. Staff will continue to monitor these trends.

### NAVIGATION SERVICES

- Navigation services continue in both Boulder and Longmont. The “discovery day” on vulnerable adults who need a higher level of care than shelter and housing was held on February 21, 2018. Boulder County HHS is taking lead on coordinating next steps that came out of the meeting.
- Navigation services (day and overnight services) in Boulder provided by Bridge House’s Path to Home program are anticipated to move to the Robb’s Music location by May 2018.

### HOUSING-FOCUSED SHELTER

- Housing-focused shelter services in line with FY 2018 contracts are ongoing. In line with revised BSH Management Plan with the City of Boulder, morning services will only be available to those who stayed at BSH the previous night starting on May 1, 2018. BSH has begun to message this information to clients, and the communications work group is also planning how to disseminate this and other relevant summer service information to adults in need of homeless services.

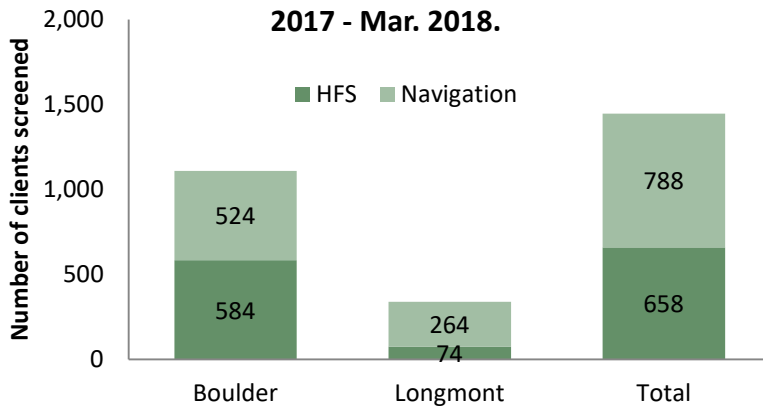
### CORE PROVIDER & MANAGEMENT BOARD ENGAGEMENT

- Regular provider and Management Board meetings continue to provide forums for discussion on system performance and provide feedback on communications strategies and to troubleshoot particular system issues.

### WORK GROUPS

- Data & Evaluation: The data and evaluation work group continues to meet monthly. It is current working on standardizing data collection requirements. The City of Boulder has also published a [dashboard on HSBC](#).
- Communications: The communications work group continues to meet monthly. It is currently planning for disseminating information on summer service changes, and developing the HSBC report on the first six months of implementation and a corresponding dissemination strategy.
- Housing exits: The housing exits working group continues to meet. It has mapped the housing resources available in the county and attempted to estimate annual turnover in resources. The group has also helped formulate assumptions around the need for particular resource types and weigh funding available through the State Division of Housing.

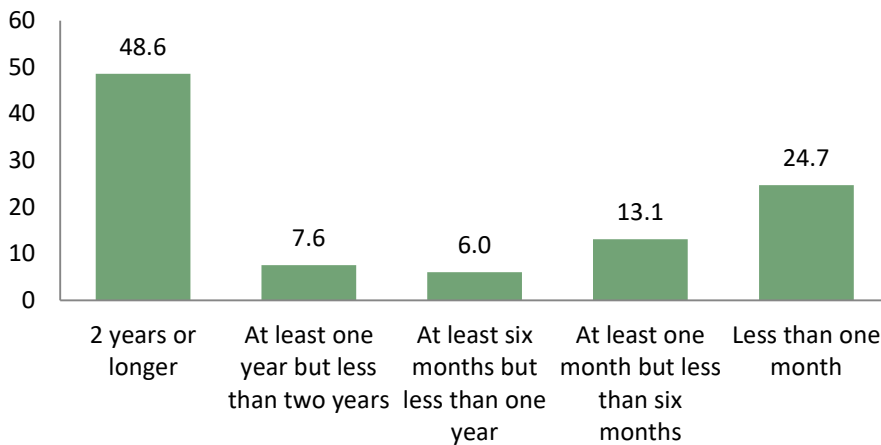
**Coordinated Entry Screening Results, Oct. 2017 - Mar. 2018.**



Overall, we have screened 1,446 individuals for services since October 2017: 1,108 clients (77 percent) were screened in Boulder, and 338 clients (23 percent) were screened in Longmont.

About 46 percent of clients are referred to Boulder Shelter for the Homeless to receive more intensive services, and 55 percent are referred to less intensive navigation services. The share of clients referred to navigation services has increased over the season (from 41 percent after the first month of services), while the share referrals to HFS has decreased.

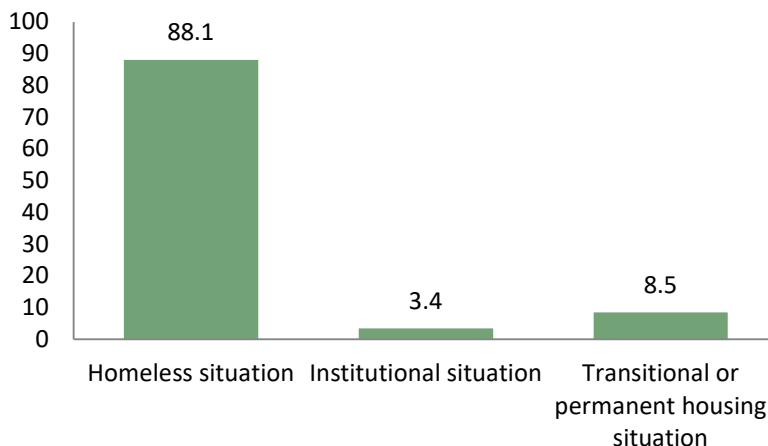
**Percentage of Clients by Reported Length of Time in Boulder County**



The largest group of clients screened (47 percent) report being of clients report being in Boulder County at least 2 years; 27 percent being in Boulder County less than one month. The share of clients reporting being in the County less than one month has increased over the season.

Following earlier trends, 25 percent indicate that they have family in Boulder County.

**Percentage of Clients by Living Situation Prior to Screening**



Nearly all clients (88 percent) were literally homeless (e.g., sleeping unsheltered, staying in a homeless shelter) the night before they were screened, though this share has decreased over the season as more client have come from transitional or permanent housing situations.

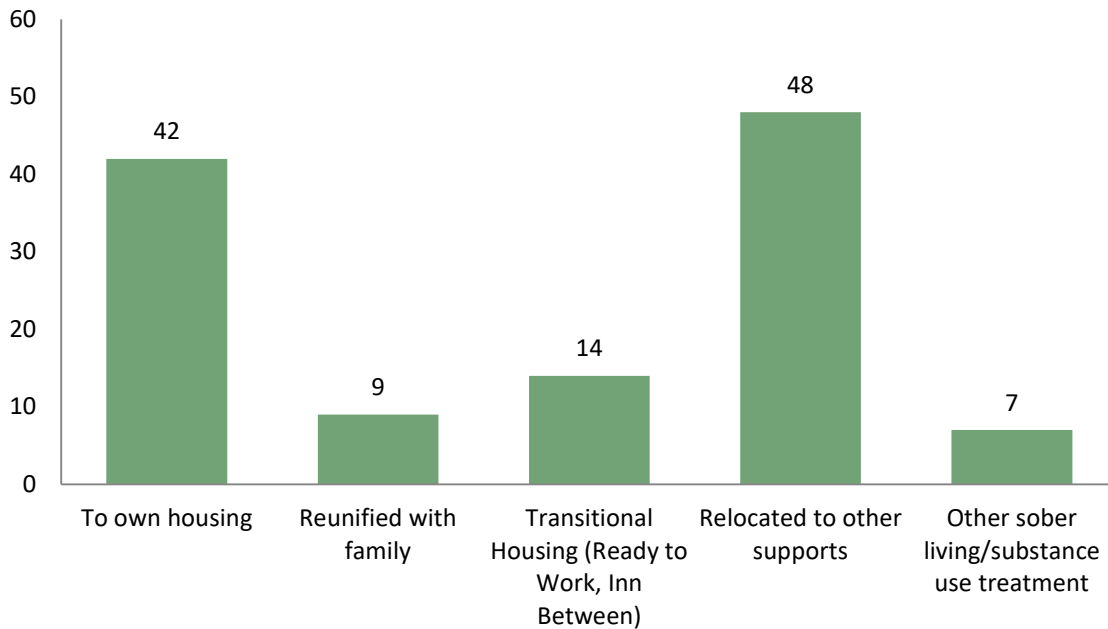
55 percent reported being homeless for more than 12 months of the last three years.

71 percent reported having a disability that made it difficult to live independently.

## SUCCESSFUL OUTCOMES

Overall, we have had **120 clients achieve positive outcomes** from navigation services and housing focused shelter; this represents 10.7 percent of all clients screened. From October 2017 through January 2018, 42 clients have gotten into housing of their own, 9 have reunified with family, 14 have entered transitional housing programs (e.g., Ready to Work and the Inn Between), 48 have relocated to places where they have more support, and 7 have entered other sober living environments or substance use treatment.

**Number of Clients by Successful Exit Type**



Regional Homeless Executive Board  
Minutes April 13, 8:00 to 9:30  
515 Coffman, Longmont/ 3<sup>rd</sup> Fl. Conf. Rm

**In Attendance:** Robin Bohannon, Frank Alexander, Jennifer Biess, Kristen Lewis, Joni Marsh, Karen Kreutzberg, Karen Roney, Daphne McCabe, Jeff Zayach, Karen Rahn, Wendy Schwartz

**Absent:** Kurt Firnhaber

**By Phone:** Will Connelly

**Guest:** Tajshen Campbell

### **Status of Implementation**

1,446 screened Oct. 2017-Mar. 2018

Approximately 45% referred for HFS; 55% for Navigation

189 successful exits (13% of those screened)

### **Medical Vulnerability:**

- About 10 percent of HFS clients are age 64 and older, but consultation with BSH staff indicated that age is not a good proxy for medical vulnerability, and suggest that medical professionals should be characterizing and defining medical vulnerability.
- Daphne McCabe is working with Clinica to identify those individuals who are medically vulnerable (which may include those not yet homeless, but at risk for becoming homeless). Daphne has defined '5 next steps', which she will share with the board. This work came out of the inter-agency "Discovery Day", held on Feb. 21, 2018.

### **Financial Planning:**

- 3-year projections for Coordinated Entry system budget/funding are in progress.
- 2019 budget cycle planning is currently underway for the cities of Boulder and Longmont. Boulder County budget planning happens later this summer.
- While it is difficult to make funding decisions and make concrete decisions without having an idea of what budgets are available, the board agreed that we should be thinking about scenarios and playing with numbers and variables now, modeling using existing resources and estimates.

### **Housing Resources Analysis & State Funding:**

- City of Boulder has identified 90 additional proposed units of PSH to be built as part of new housing developments. Rent subsidies and supportive services funding have not yet been identified.
- HCPF is interested in connecting service dollars to housing vouchers.
- Regarding goals around time to house locally, Jennifer Biess noted that Boulder County's time to house clients far exceeds the national benchmark of average length of time homeless being 90 days or less. With current resources (10 vouchers + 90 COB), assuming funding remains, time to house is reduced to 6 yrs. If an additional 50 vouchers are added over 2 years, time to house drops to about 4 yrs.

Available State Funding:

- Rapid Rehousing RFP: \$1 million per year for three years, up to 3 grantees
- PSH RFP: 5-60 vouchers per project

Board agreed that there may be opportunities for a coordinated PSH application. Frank Alexander requested that a representative from HHS be included in this effort to help identify units.

**Review of Draft Midyear Report:**

- Timeline for Midyear Report revised: Executive Board will review report on May 11. Communications team will then review. Final version expected end of May.
- A one-page Executive Report/Summary may accompany the midyear report.

Board agreed that the tone of the report is good, that it's an easy read, and felt that including the right content was more important than length.

Board member recommendations include:

- Humanizing the report with stories
- Adding logos/graphics
- Adding connection to regional housing plan
- Quantifying investments with visual impacts
- Adding an appendix
- Highlighting partnerships and providers
- Strengthen tone in terms of 'charting the course'

Newer Longmont Council members would like a brief history/grounding, including the history of 'The 10 Year Plan', Coordinated Entry, long-term goals, next steps, etc.

**Member Updates:**

Frank Alexander: 7 more VASH vouchers were obtained 4/12/18.

**Adjourn**

The meeting adjourned at 9:30.