

HOMELESS SOLUTIONS FOR BOULDER COUNTY: JUNE 2018 EXECUTIVE BOARD REPORT

SYSTEM UPDATES

COORDINATED ENTRY

- 1,766 people screened through May 31, 2018. Cumulatively, 44 percent of clients have been referred to Housing-focused Shelter, and 56 percent of clients have been referred to Navigation Services.

NAVIGATION SERVICES

- Daytime and overnight Navigation Services in Boulder provided by the Bridge House Path to Home program opened at Robb's Boulder Music (2691 30th Street) on June 5, 2018.
- There are no service updates for Navigation Services in Longmont.

HOUSING-FOCUSED SHELTER

- There are no service updates for housing-focused shelter.

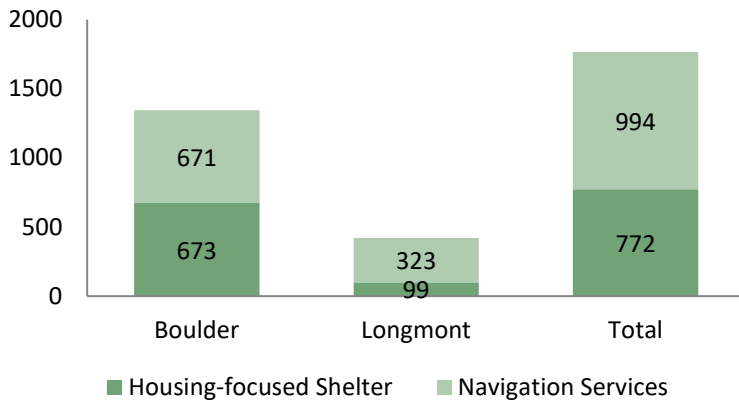
CORE PROVIDER & MANAGEMENT BOARD ENGAGEMENT

- In May 2018, Staff worked with core providers to estimate demand for different levels of housing resource assistance (e.g., first month's rent and/or deposit assistance only, approximately 6 months of rapid rehousing (RRH) assistance, up to 2 years of housing assistance through RRH, housing choice voucher/affordable unit, or permanent supportive housing) in order to improve our understanding of resource gaps and needs.

WORK GROUPS

- Data & Evaluation: The data and evaluation group continues work on bringing system service providers onto the Boulder County Connect data system and establishing common data collection practices across entities. We anticipate that Boulder Shelter for the Homeless and Bridge House will migrate onto Boulder County Connect in September 2018. In the interim, we will continue work with the providers to gather data on services and outcomes either through Boulder County Connect or by using their current data systems.
- Communications: The communications work group has finalized the report on the first six months of system implementation.
- Housing exits: The housing exits working group supported the development of two applications for housing resources to the Colorado Division of Housing.
 - Boulder County applied for rapid rehousing resources for HSBC clients interacting with the local justice system. However, we were notified on June 5, 2018 that our application was not awarded. The State awarded a proposal from Volunteers of America, which will serve 29 counties.
 - Boulder County applied for 20 project-based vouchers for permanent supportive housing. The proposed units are owned by Boulder Shelter for the Homeless (12 units) and the Inn Between (8 units) and currently serve as transitional housing. Though we initially identified up to 41 units countywide, the other 21 units were not eligible for inclusion in this application due to the timeline of acquisition and tax credit application processes. If awarded, BSH and the Inn Between will provide housing case management and Mental Health Partners will provide behavioral health supports. Decisions are expected in August 2018.
- Specialized Care Group: Planning for this work group continues with the aim of starting meetings in summer 2018.

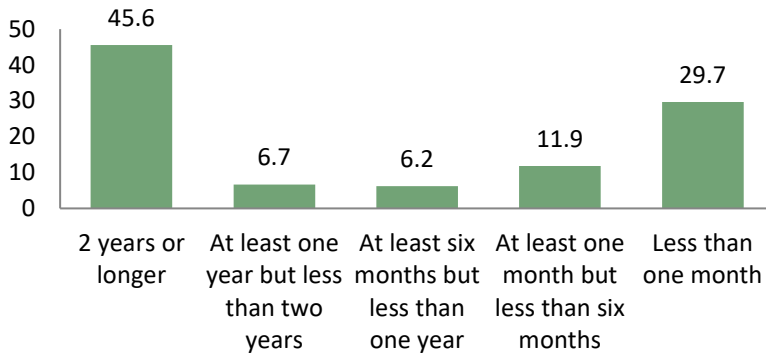
Number of CE Clients by Referral Result and Screening Location



Overall, we have screened 1,766 individuals for services since October 2017, 1,344 clients (76 percent) were screened in Boulder, and 422 clients (24 percent) were screened in Longmont.

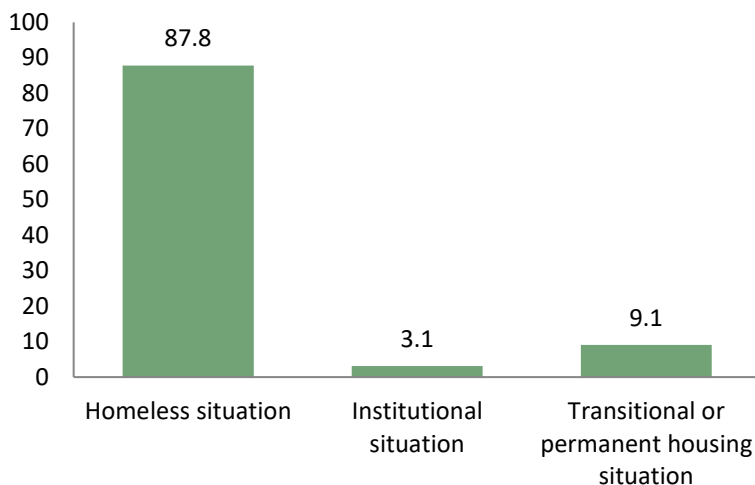
About 44 percent of clients are referred to Boulder Shelter for the Homeless to receive more intensive services, and 56 percent are referred to less intensive navigation services.

Percentage of Clients by Reported Length of Time in Boulder County



The share of clients who have been in Boulder County less than one month continues to increase. Overall, 30 percent of clients of clients screened through May 18, 2018 report being in the County for less than one month. However, the largest group of clients remains those who report being in Boulder County for two years or longer (46 percent), and 26 percent report having family in the County.

Percentage of Clients by Living Situation Prior to Screening



The share of clients screened through May 18, 2018 reporting being literally homeless the night before they were screened remains at 88 percent, and the share coming from transitional or permanent housing situations remains at 9 percent.

53 percent reported being homeless for more than 12 months of the last three years.

69 percent reported having a disability that made it difficult to live independently.

Overall, we have had **234 clients achieve positive outcomes** from navigation services and housing focused shelter from October 2017 to April 2018; this represents 15 percent of all clients screened through that date. From October 2017 through April 2018, 101 clients have been housed in their own housing, 95 have reunified with support systems, and 38 have entered other programs (e.g., Inn Between, Ready to Work, safe haven programming, and substance use treatment).

Outcomes by Type, Oct. 2017 - Mar. 2018

