



Community Services Department

Sundquist Building • 3482 N. Broadway • Boulder, Colorado 80304 • Tel: 303.441.3560 • Fax: 303.441.4550
Mailing Address: P.O. Box 471 • Boulder, Colorado 80306 • www.bouldercountycommunityservices.org



Regional Homeless Executive Board Meeting August 10th, 2018, 8:00 to 9:30 515 Coffman Street (Hub) – Room 321

Welcome	8:00
Staff System Implementation Update	8:00-8:20
Executive Board Goal Setting: part 2	8:20-9:00
Reviewing unusual incidents – process and reporting	9:00-9:15
Member Updates	9:15-9:30
Adjourn	9:30

HSBC Executive Board Meeting Minutes
August 10, 8:00 to 9:30
515 Coffman Street (HUB), Room 321 Longmont

In Attendance: Robin Bohannon, Frank Alexander, Jennifer Biess, Jim Adams-Berger, Sarah Buss, Jeff Zayach, Daphne McCabe, Kristen Lewis, Will Connelly, Karen Kreutzberg

By Phone: Kurt Firnhaber

Guests: Tajshen Campbell

Staff System Implementation Update

2,114 clients were screened through July 30, 2018; 58% were referred to navigation services, 42% to housing-focused shelter.

Efforts to get Bridge House onto Boulder County Connect (BCC) for data collection are underway. Data was migrated from the test environment and implemented in the production environment this month. Testing and staff training is in progress, and the system is slated to go live in early September.

Boulder Shelter is on similar timeline, but slated to go live in late in September. Additional functionality needs to be built into the system for management of bed inventory. Several months will be required to work out system issues before aggregate data can be reported to the Board.

BCC team is also working with HOPE and OUR Center in Longmont around BCC, and all service definitions will be largely the same for Boulder and Longmont providers to support data integration and analysis.

Consortium of Cities presentation:

Jennifer will be presenting the six-month report and updated data at the October 3rd meeting of the COC in Louisville in conjunction with Kristin Hyser who will present on the Regional Affordable Housing.

Discussion: Executive Board Goal Setting: Part 2

Jennifer reviewed for the board the long-term goals of overall systems, which focus on permanently resolving housing issues. The Housing Exits workgroup is conducting a critical review of services, identification of gaps and needs, and ways to fill critical gaps. Key performance metrics to gauge system success include minimization of the length of time one is homeless; maximization of exits to permanent housing; prevention of returns to homelessness.

The Board discussed the intersection of case management and housing efforts, and the need to be mindful about what type of housing and case management is being provided on the front end, working that into the continuum, and ensuring that the system is referring people to the most

appropriate option.

The group explored how to develop goals for the Board. Jennifer asked members to reflect on the following moving forward:

- What are the highest priority areas for the Executive Board and for which they can exert influence?
- What areas does the Executive Board feel the most accountability over?
- What does this suggest about setting goals?

This discussion will be continued at the September meeting.

Reviewing Unusual Incidents - Process and Reporting

The Board ran out of time to discuss the unusual incident review process. This will be discussed at the next meeting.

Member Updates

MDHI: Bitfocus (new HMIS vendor) continues to move forward with system implementation efforts. The month of August will be spent looking at data in the system and doing administrative and end user trainings.

The Board Adjourned at 9:40 A.M.

Next Meeting:

Date: September 14, 2018

Time: 8-9:30am

Location: 2525 13th St. Boulder

HOMELESS SOLUTIONS FOR BOULDER COUNTY: AUGUST 2018 EXECUTIVE BOARD REPORT

SYSTEM UPDATES

COORDINATED ENTRY

- 2,114 people were screened through July 31, 2018. Cumulatively, 42 percent of clients have been referred to Housing-focused Shelter, and 58 percent of clients have been referred to Navigation Services, which represents no change from the June update. Seventy-six percent of screenings have occurred in Boulder; and 24 percent have occurred in Longmont.

SERVICE UPDATES

- There are no new service updates for Navigation or Housing-focused Shelter services.
- Staff are developing a system process for debriefing with stakeholders around unique client issues.

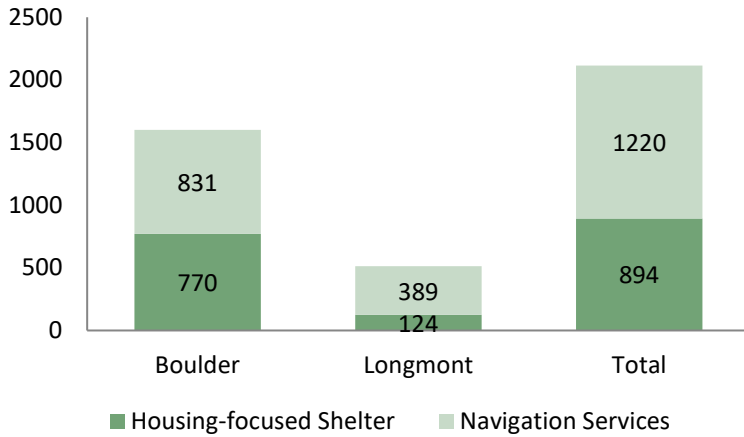
WORK GROUPS

- Data & Evaluation: We anticipate that Boulder Shelter for the Homeless and Bridge House will migrate onto Boulder County Connect in September 2018.
- Communications: The communications work group will begin planning an annual report on the new system of services, which will cover the first year (October 2017 – September 2018) with a planned release in late November or early December 2018. Homeless Solutions for Boulder County is scheduled to present at the October Consortium of Cities meeting in conjunction with the Regional Affordable Housing Plan. Staff attended the August Consortium meeting to provide copies of the six-month report and corresponding executive summary.
- Housing exits: The housing exits working group continues to work toward an update for the Executive Board in September 2018.
- Specialized Care Group: The group continues to meet to case conference up to five clients with high acuity of need. Boulder County Community Services continues to prepare an application to the NextFifty Foundation to conduct needs assessment, strategic planning, the hiring of a Community Health Worker and a project evaluation.

OTHER UPDATES

- City of Boulder staff submitted their information packet to council on HSBC. It can be found online here: <https://bouldercolorado.gov/links/fetch/41450>. This information packet has been sent to City Council, but will not be discussed in a study session or council meeting.

Number of CE Clients by Referral Result and Screening Location

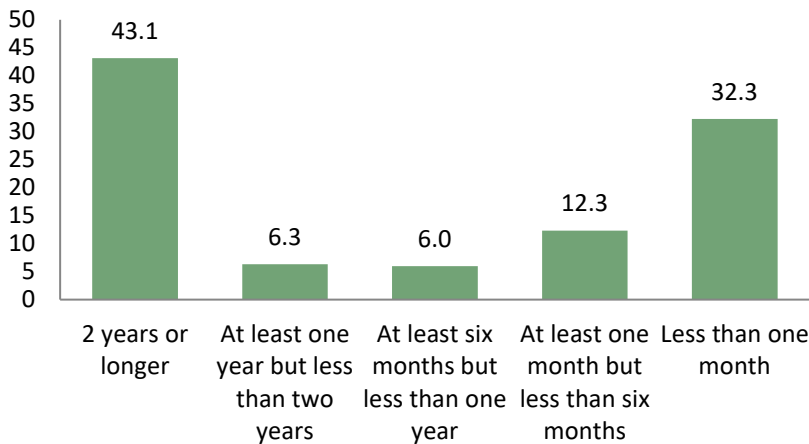


Overall, we have screened 2,114 individuals for services since October 2017, 1,601 clients (76 percent) were screened in Boulder, and 513 clients (24 percent) were screened in Longmont.

About 42 percent of clients are referred to Boulder Shelter for the Homeless to receive more intensive services, and 58 percent are referred to less intensive navigation services.

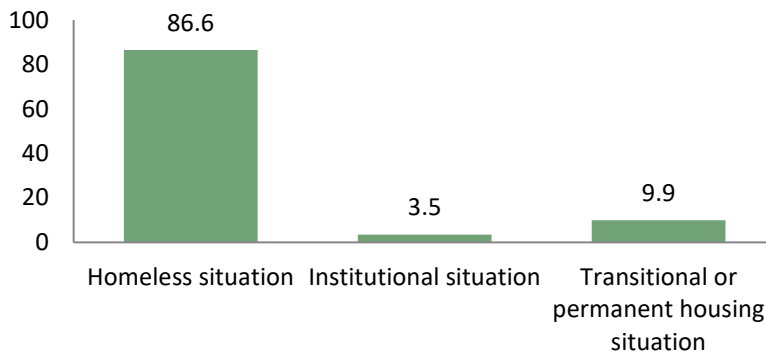
These percentages are unchanged from last month.

Percentage of Clients by Reported Length of Time in Boulder County



The share of clients who have been in Boulder County less than one month continues to increase. Overall, 32 percent of clients of clients screened through July 31, 2018 report being in the County for less than one month. However, the largest group of clients remains those who report being in Boulder County for two years or longer (43 percent).

Percentage of Clients by Living Situation Prior to Screening



The share of clients screened through July 31, 2018 reporting being literally homeless the night before they were screened remains at 87 percent, and the share coming from transitional or permanent housing situations remains at 10 percent.

51 percent reported being homeless for more than 12 months of the last three years, and 70 percent reported having a disability that made it difficult to live independently. This remains relatively unchanged from last

SUCCESSFUL OUTCOMES – THROUGH JUNE 2018

Overall, at least **278 clients have achieved positive outcomes** from navigation services and housing focused shelter from October 2017 to June 2018; this represents 14 percent of all clients screened through that date. This includes exit data from Longmont Navigation for May and June 2018 and now excludes exits to Safe Haven programs to be consistent with data presented in the six-month report. Over this period, 129 clients have been housed in their own housing; 118 have reunified with support systems; and 31 have entered other programs (e.g., Inn Between, Ready to Work, substance use treatment).

HOUSING OUTCOMES BY TYPE, OCT. 2017 - JUN. 2018

