

St Vrain Valley Re 1J School Immunization Rates

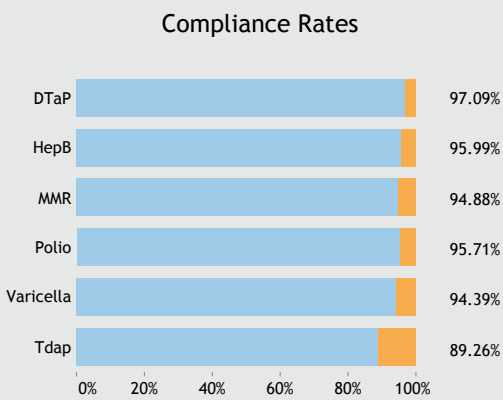
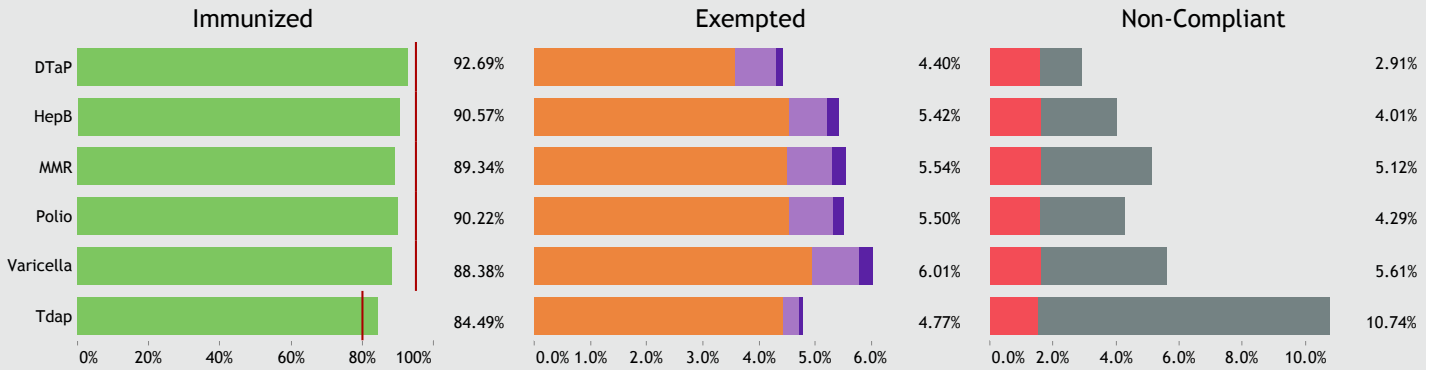
School Year: 2017/2018 | **2018/2019** | 2019/2020

Survey Type: **School** | Kindergarten

Comparison Mode: On | Off

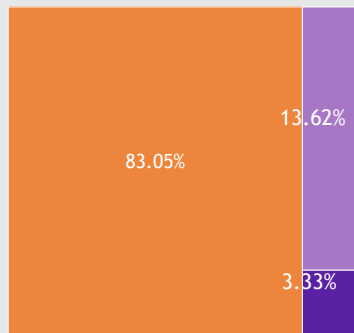
School District
St Vrain Valley Re 1J

Fully Immunized Rate In Process Rate HP2020 Goals Personal Exemption Rate Religious Exemption Rate Medical Exemption Rate No Record Rate Incomplete Record Rate



All Vaccines Percent of All Exemptions

Click a vaccine above to adjust



Number of Schools
53 (3.1%)

Number of Students
31,607 (3.76%)