



Community Services Department

Sundquist Building • 3482 N. Broadway • Boulder, Colorado 80304 • Tel: 303.441.3560 • Fax: 303.441.4550
Mailing Address: P.O. Box 471 • Boulder, Colorado 80306 • www.bouldercountycommunityservices.org



Homeless Solutions for Boulder County Executive Board December 11, 2020, 8:00 - 10:00am Teams Meeting

Informational

8:00-8:15

- Public Comment
- Approve Nov Minutes
- Board Brief Review

Discussion items

8:15-9:30

- Draft HSBC Restructure
- DOLA outreach funding
- Denver sanctioned encampments
- Briefing the new Commissioners on HSBC

General Updates

9:30-10:00

- Possible PIT Changes
- Service Updates: Re-screening those sent to Navigation with a disabling condition
- Manager updates: Google research project, Communications Committee, Data and Evaluation Committee, Kaiser next steps
- County, COB, COL and MDHI Updates

[Join Microsoft Teams Meeting](#)

+1 720-400-7859 United States, Denver (Toll)

Conference ID: 464 761 448#

Homeless Solutions for Boulder County
Executive Board Meeting
December 11, 2020, 8:00 - 10:00am
Teams Meeting

In Attendance: Jim Adams-Berger, Robin Bohannon, Sarah Buss, Vicki Ebner, Kurt Firnhaber, Heidi Grove, Alice Kim, Karen Kreutzberg, Angela Lanci-Macris, Matt Meyer, Karen Roney Annie Scott

Approval of November Minutes

Kurt Firnhaber moved to approve the November minutes. Angela Lanci-Macris seconded the motion. The motion passed.

Board Brief Review

It was noted that there were 29 exits from the system in October, keeping the entry/exit percentage at 28%. The equity data was also integrated into the briefing. It was noted that the system received Emergency Solutions Grant CV 2 funds for portlets, bridge housing and outreach, and additional funds for outreach, as well as Emergency Solutions Grant renewal funds for BThere.

HSBC Restructure

The Board discussed the new proposed system structure. Suggested changes included renaming various working groups, creation a general assembly that would meet several times per year for information sharing and system feedback, and creation of a work group dedicated to innovation of new ideas. There was discussion around a continued need to educate the community on system work, as well as how to better leverage the expertise of those with lived experience.

Kurt Firnhaber moved to approve the structure as presented and noted the need to better define the structure and name of the general assembly; the implementation of the plan will take place in 2021 while the roll-out general assembly group may take longer. In addition, a stipend program will be put in place for those with lived experience participating in working groups. Matt Meyer seconded the motion. The Board discussed the need to take in to account capacity and decided that the policy implementation group would work on this aspect. The motion passed.

DOLA Outreach Funding

The Department of Local Affairs awarded \$350,000 to HOPE Longmont for outreach work. The Board discussed that these services likely will not be coordinate with larger system, and also discussed that the funding should not be going to safe parking efforts. A copy of HOPE Longmont's application was requested and has not yet been received. Robin Bohannon moved that the Board review the application, scoring, comments and award letter and then write a letter to the Department of Local affairs noting concerns and observations around the funding allocation to HOPE Longmont and providing suggestions around how to better collaborate moving forward. Karen Roney seconded the motion. The motion passed.

Denver Sanctioned Encampments

It was noted that Denver is creating sanctioned encampments, with between \$450,000 and one million dollars allocated for this purpose in 2021. Metro Denver Homeless Initiative noted that these funds could more effectively be used to provide permanent housing. A Denver City Council member reached out to find out how Boulder is handling homelessness and encampment issue currently. Select members of the Board will meet with this person to discuss the issue further.

Commissioners and HSBC

The incoming Commissioners were recently onboarded in regard to Homeless Solutions for Boulder County work. It was also noted that a Boulder City Council member has expressed concern around the system making decisions that are not approved by the Council, especially around provision of lifesaving services; one of the Commissioners will be meeting with this City Council person to provide education around the work and decision-making process of Homeless Solutions for Boulder County.

Possible Point in Time Changes

The Point in Time count will take place the last Friday in February, depending on COVID-19 risk, only a tally count will take place and therefore no demographics will be collected. It was noted that the count needs to take place this year due to Housing and Urban Development funding decisions that are based off of the count numbers.

Re-screening those sent to Navigation with a disabling condition

The Board supported the change that those with a disabling condition screened to Navigation can now be re-screened to Housing-focused Shelter on a case-by-case basis.

Manager Updates

It was noted that meetings are scheduled with both Google and Kaiser, regarding the respective opportunities associated with both organizations, in January. The Communication team resumed meeting and is working to craft proactive communication strategies. Regarding the Outreach Survey, 105 responses were received, and more information about the results will be provided at the next meeting. The Landlord Acquisition Specialist has been hired; this County-wide position is being housed at Boulder Shelter for the Homeless.

Entity Updates

It was noted that City of Longmont will be receiving bridge funding from Boulder County Housing and Human Services in regard to serving those impacted by the new RV ordinance. The City of Boulder will soon be providing an update to Boulder City Council around Severe Weather Shelter, the closure of the 30th Street site and encampments.

HOMELESS SOLUTIONS FOR BOULDER COUNTY: DECEMBER 2020 EXECUTIVE BOARD BRIEF

REPORT HIGHLIGHTS

The following summary reflects a high-level overview of data points and narrative found in further detail throughout this report:

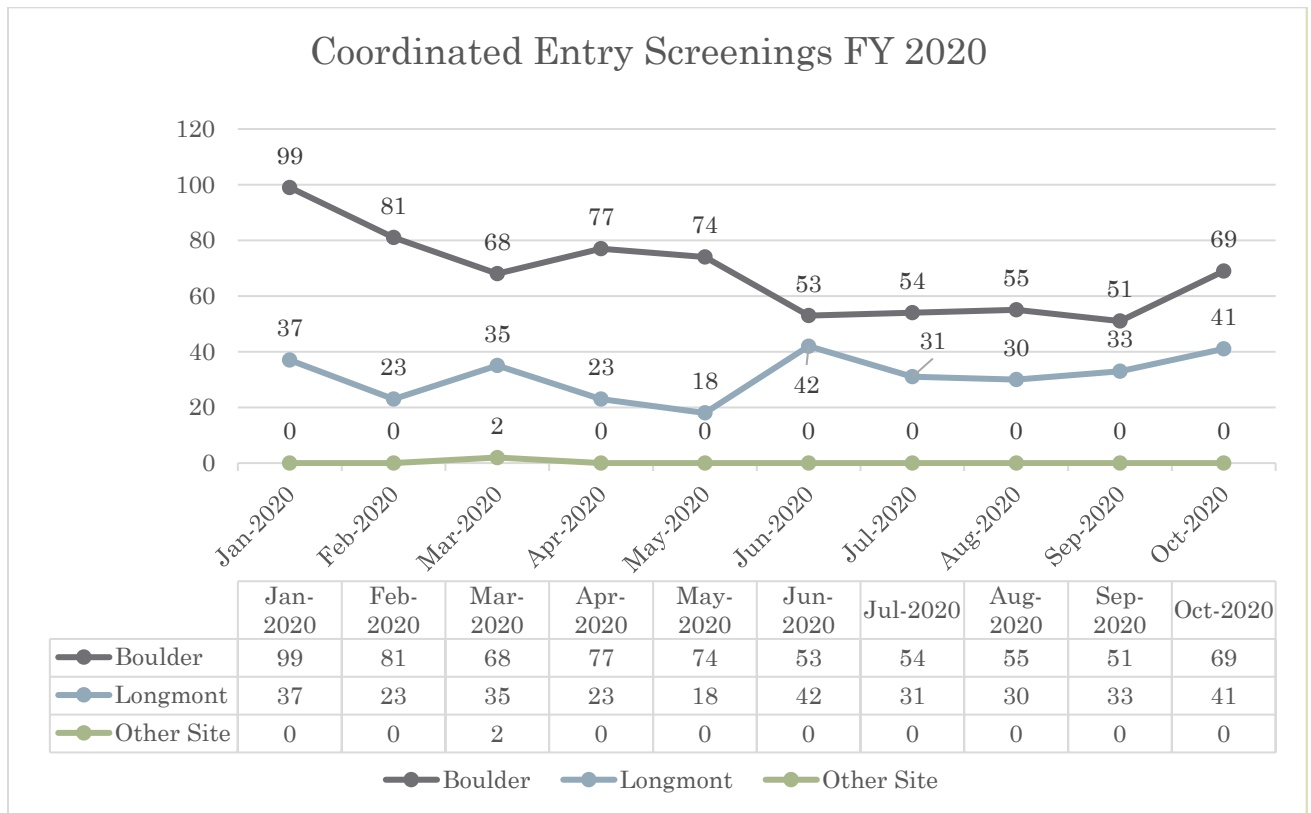
- 996 (995 unique individuals) have been screened through Coordinated Entry since January 2020.
 - 68% (681) screened in the City of Boulder
 - 31% (313) screened in the City of Longmont
- In October 2020, referrals to Housing Focused Shelter continued to remain above the annual average (18/month) in the City of Boulder and in the City of Longmont (13/month).
- In October 2020, 54 (49%) of individuals screened in reported being in Boulder County for less than six months.
 - 41 (59%) individuals screened at City of Boulder reported less than six months in Boulder County.
 - 13 (32%) individuals screened at City of Longmont reported less than six months in Boulder County.
- Since January 1, 2020, 79% (782) of those screened reported a homeless situation¹.
- Since January 1, 2020, 70% (694) reported a disabling condition at screening.
- During the month of October 2020, 29 individuals exited the HSBC system into a stable housing outcome.
- 281 individuals experiencing homelessness exited homelessness since January 2020
 - 93 (33%) exited through Diversion services
 - 101 (36%) exited through Navigation services
 - 87 (31%) exited through Housing Focused Shelter services
- Racial Equity data has been updated to reflect Quarter 3.

¹ Per Housing and Urban Development definition

COORDINATED ENTRY

A total of 996² individuals experiencing homelessness (with 995 being unique) were screened through Coordinated Entry between January 1, 2020 and October 31, 2020. As reflected below, the number of screenings completed in October increased and are more align with annual average (68/month) in City of Boulder. Screenings in the City of Longmont increased to 41 during the month of October which is higher than the annual average (31/month).

On average, 68% (681) presented in the City of Boulder, and 31% (313) presented in the City of Longmont.



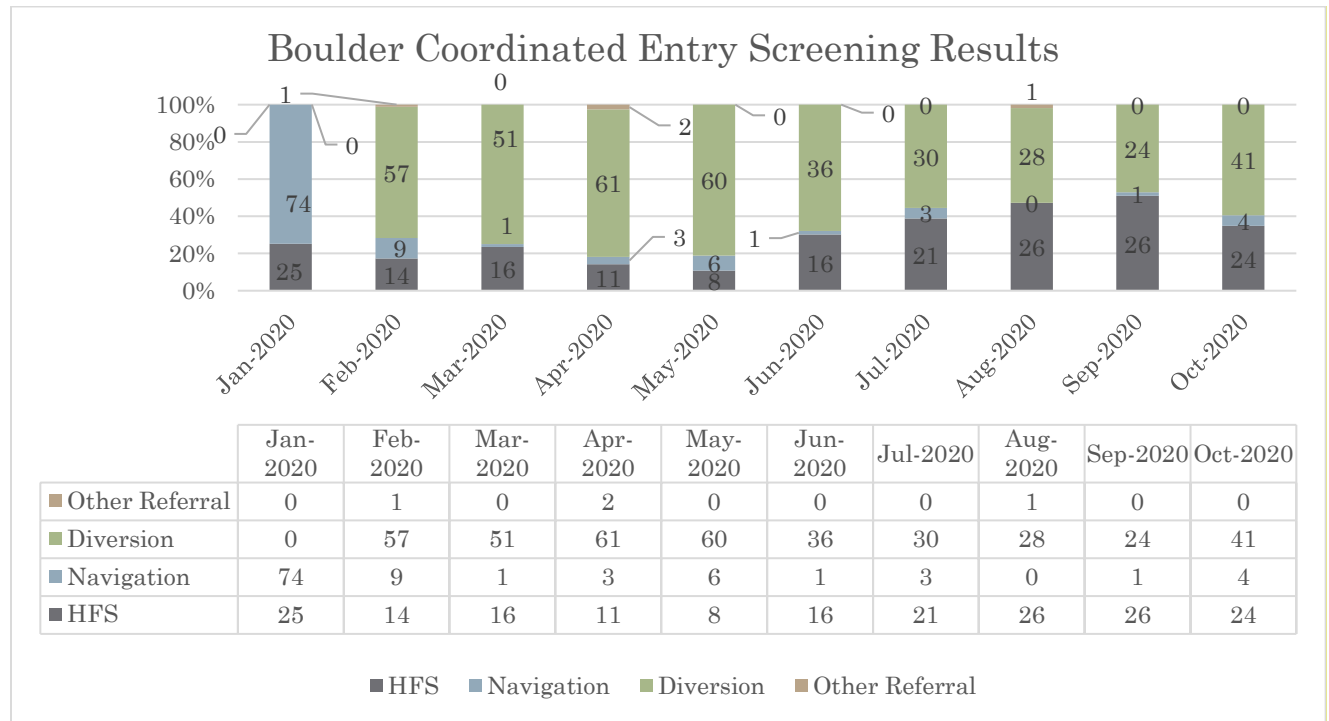
² 1 rescreen in Longmont occurred in the month of October due to loss of housing

COORDINATED ENTRY SCREENING RESULTS PER LOCATION

City of Boulder

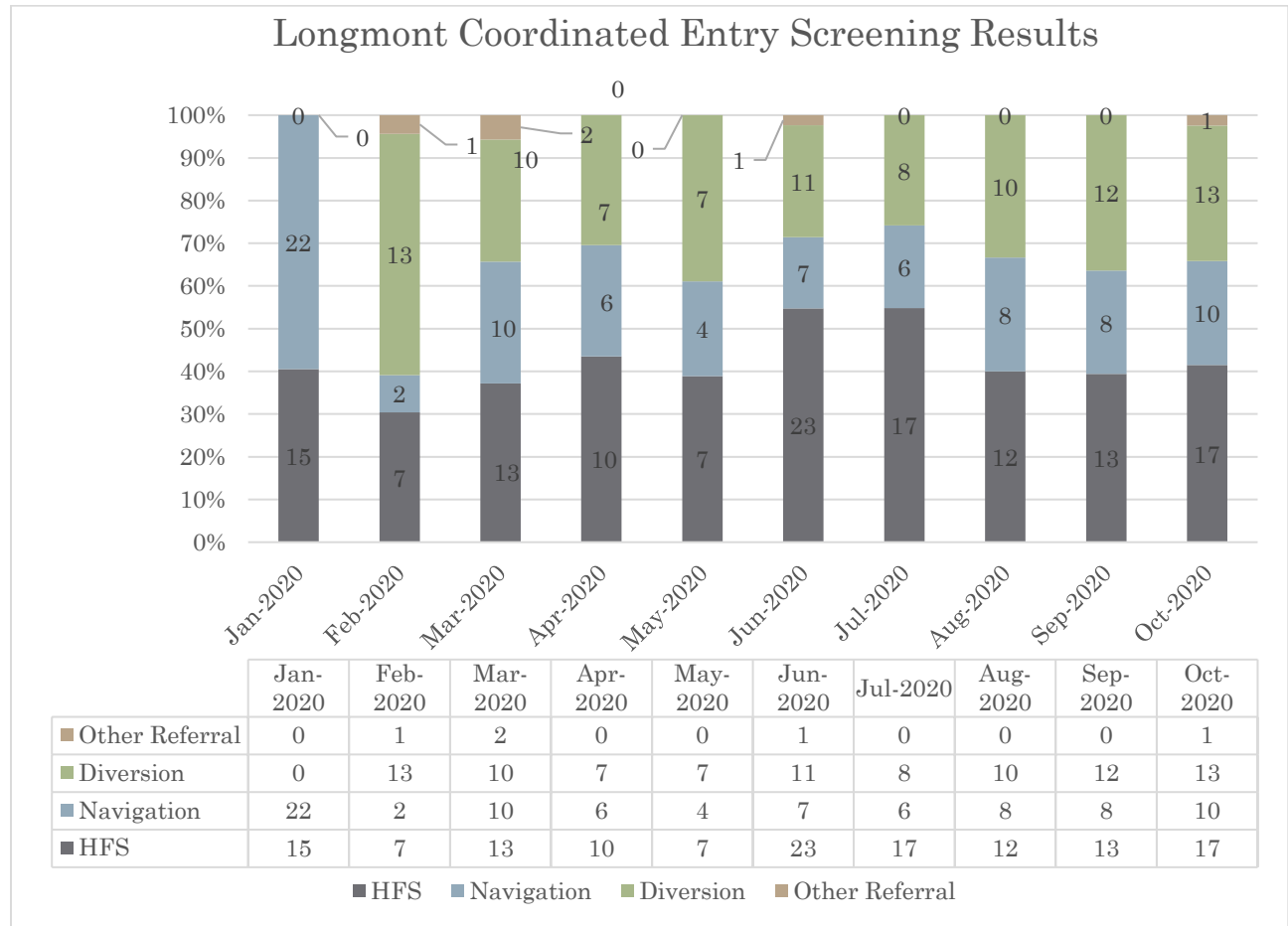
As reflected below, with the integration of Diversion services in February 2020, referrals to Navigation services continue to decline month over month (annual average 3) but slightly increased during October (4) in the City of Boulder.

Referrals to Housing Focused Shelter remained above the average (18/month) during the month of October. During the month of October, Diversion referrals reflect 59% of all referrals. It is important to note that referrals to Diversion services were lower but closer to the annual average (43) during the month of October.



City of Longmont

As reflected below, with the integration of Diversion services in February 2020, referrals to Navigation initially decreased in February but has continued to stabilize since the initial decrease (average 8/month). Referrals to Housing Focused Shelter increased above annual average during the month of October (average 13/month).



CLIENT PROFILE

City of Boulder Length of Time in Boulder County

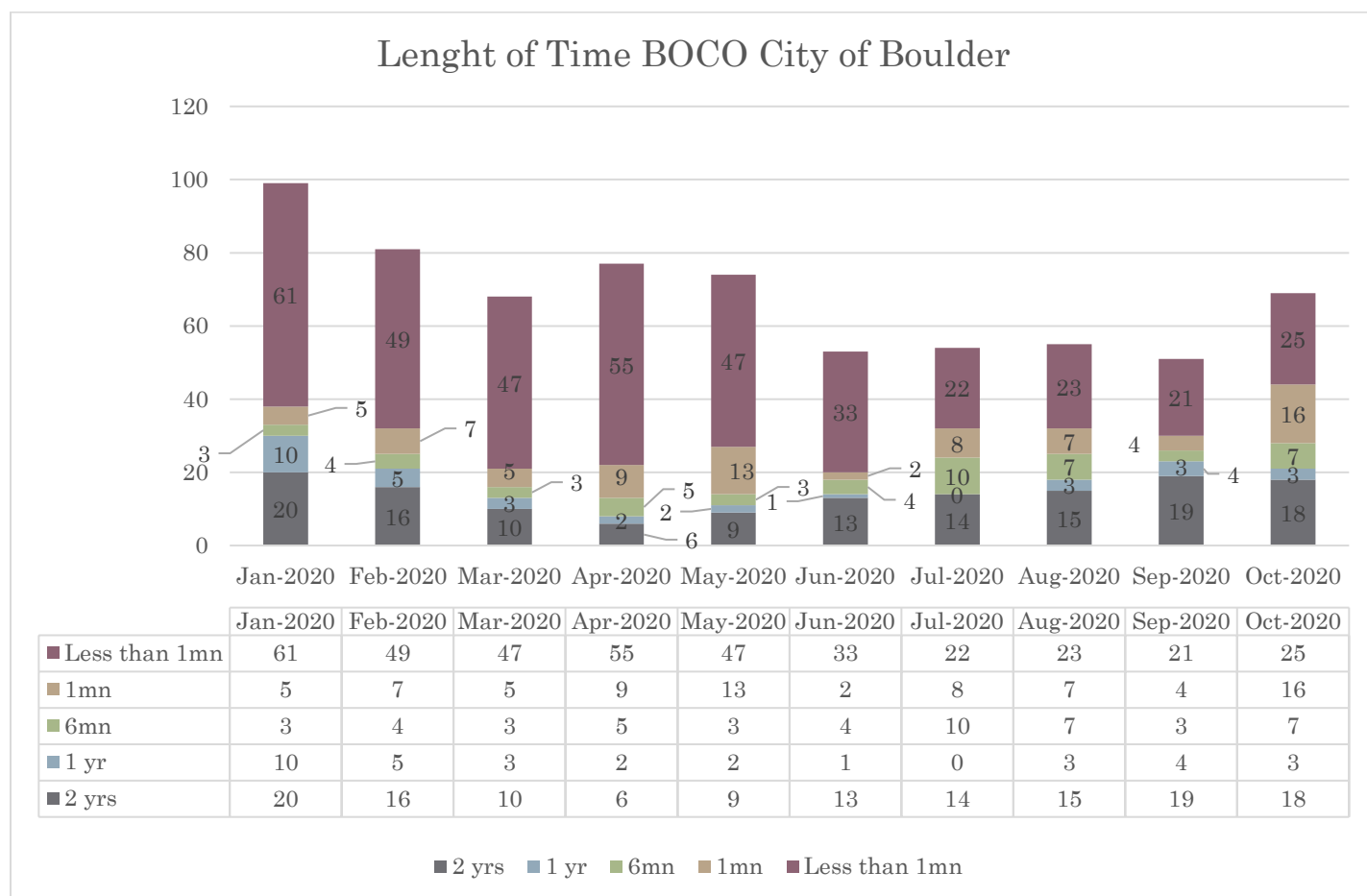
Of the 681 unique individuals experiencing homelessness presenting at Coordinated Entry between January 1, 2020 and October 31, 2020, 67% (459) reported being in Boulder County for less than six months.

In October 2020, of the 69 individuals screened, 41% (28) reported residing inside Boulder County prior to Coordinated Entry for six months or longer.

Of the individuals who reported being in Boulder County for less than six months (41), 71% (29) reported residing within Colorado but not Boulder County with 31% (9) individuals who identified Denver as their last residence.

A total of 12 (29%) of the individuals reported their last residence outside of Colorado.

The below chart reflects the month to month trend regarding length of time residing in Boulder County as reported at Coordinated Entry.



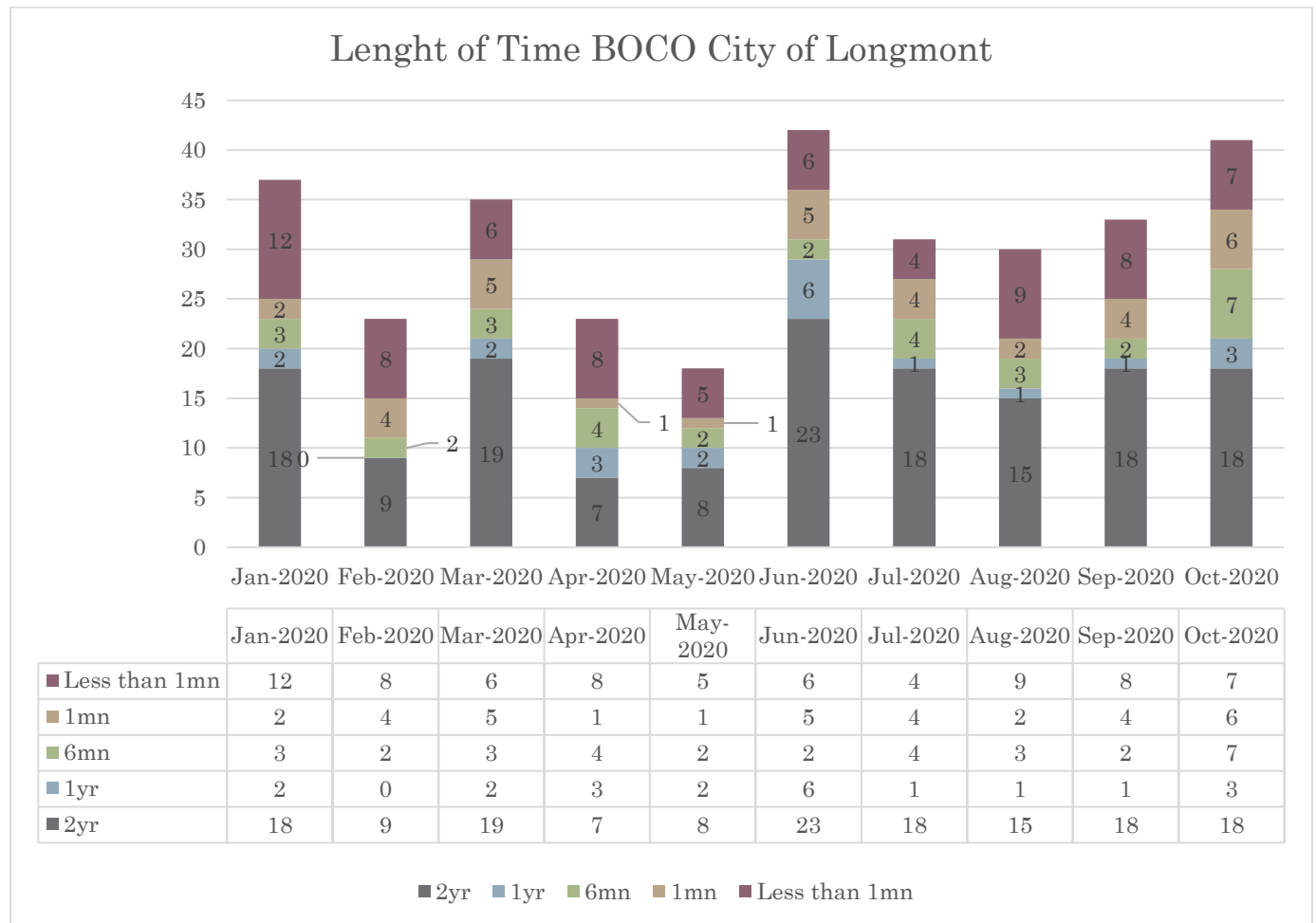
City of Longmont Length of Time in Boulder County

Of the 312³ (313 screenings in total) unique individuals experiencing homelessness presenting at Coordinated Entry between January 1, 2020 and October 31, 2020, 34% (107) reported being in Boulder County for less than six months.

In October 2020, of the 41 individuals screened, 28 (68%) reported residing inside Boulder County prior to Coordinated Entry for six months or longer.

Of the individuals (13) who reported being in Boulder County for less than six months, 6 (46%) reported their last residence within Colorado but not in Boulder County, and 7 (54%) reported their last residence outside of the State of Colorado. Of those who reported from Colorado but not in Boulder County, 4 (66%) individuals reported Denver (2) or Fort Collins (2) as their last residence. Of the individuals who reported Outside of Colorado 3 (43%) reported their last residence in Michigan.

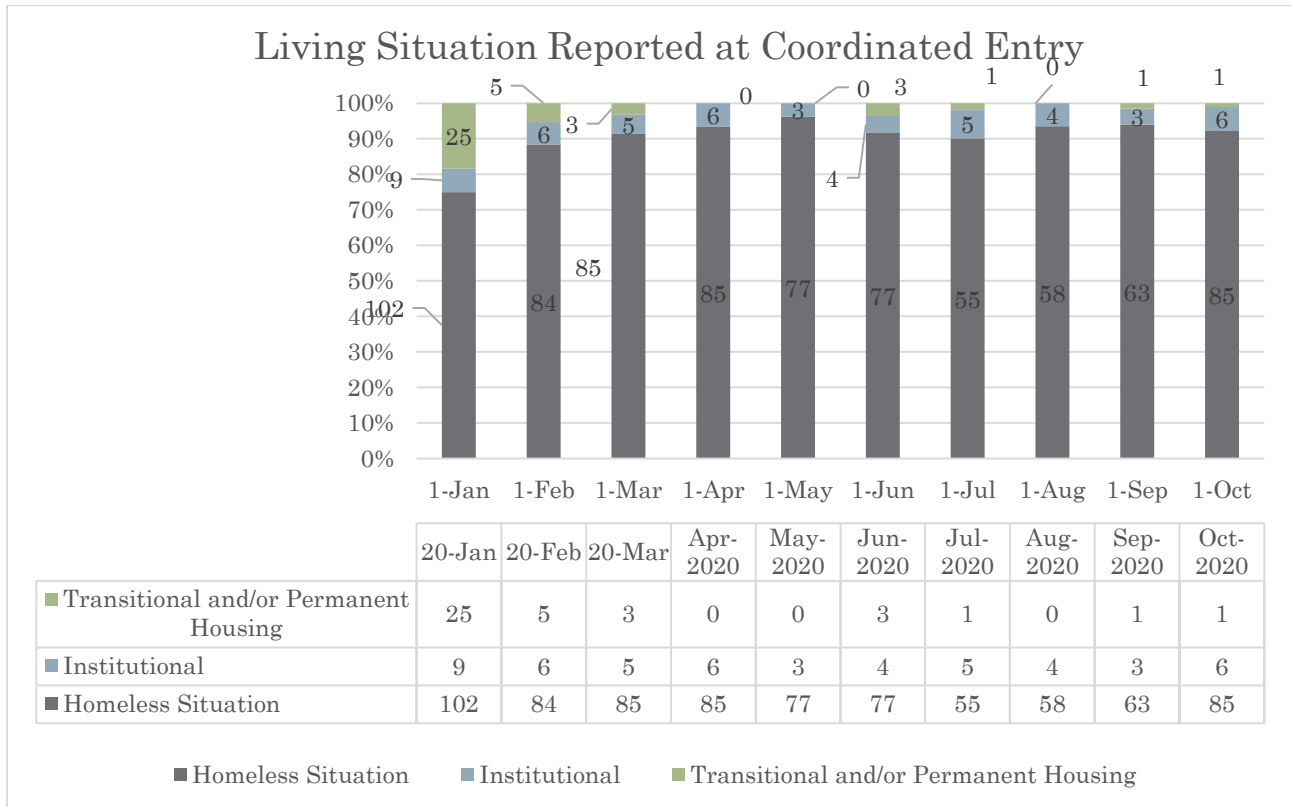
The below chart reflects the month to month trend regarding length of time residing in Boulder County as reported at Coordinated Entry.



³ 313 Screenings as 1 was a rescreen due to loss of housing in October 2020

Boulder County Living Situation reported at Coordinated Entry

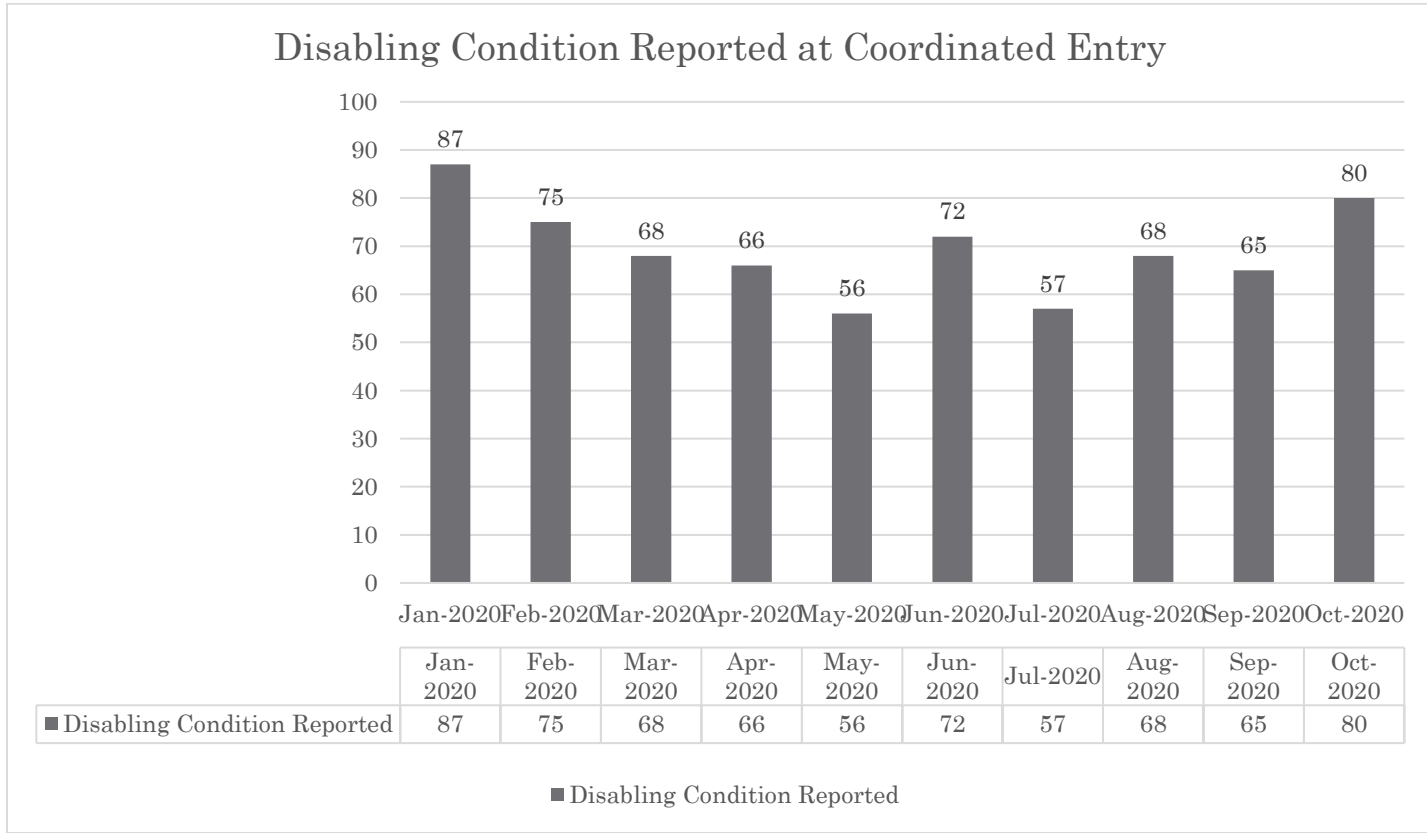
As reflected in the chart below, of the 996⁴ individuals experiencing homelessness screened at Coordinated Entry, a vast majority 79% (782) reported a homeless situation. These data have remained stable over time (with a variance of 1-2 percentage points month over month) regarding an individual's current living situation. It is important to note that with the moratorium on evictions expansion (through December 31, 2020) issued by the Center for Disease Control, the data reflects a continued and drastic decrease in individuals presenting at Coordinated Entry reporting Transitional and/or Permanent Housing situation prior to experiencing homelessness in comparison to pre-COVID.



⁴ Totals reflected in chart do not add up to number of screenings. This is a result of not meeting the HUD definition of homeless situation reported at Coordinated Entry (i.e. couch surfing; living with family; etc.).

Boulder County Disabling Condition reported at Coordinated Entry

Of the 996 individuals screened for services through Coordinated Entry between January 1, 2020 and October 31, 2020, 70% (694) report a disabling condition. These data continue to remain stable and near the annual average with a few months which saw a drastic increase but returned to annual average the following month.



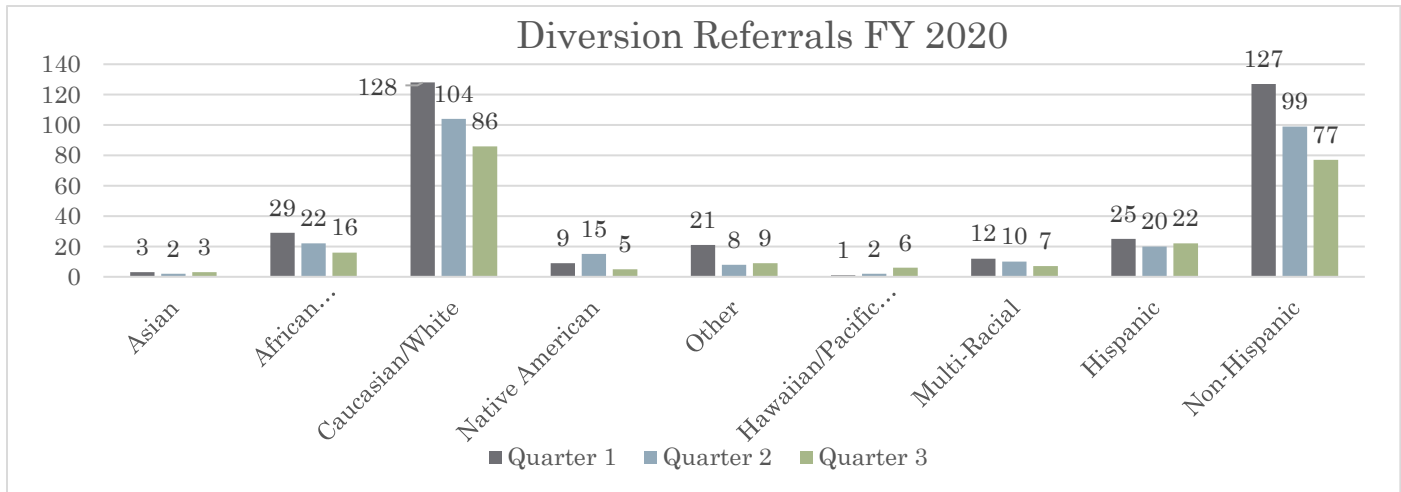
RACIAL EQUITY ACROSS SERVICE PROVISION⁵

As part of the County Commissioners identified priorities, the following information explores the racial and ethnic profile for clients presenting at Coordinated Entry and the referral outcome to services.

Across the system, individuals whom do not identify as Caucasian are overrepresented in the population experiencing homelessness.

The following chart(s), tables, and narrative reflect referral outcome over time as it relates to Ethnicity and Race. Each chart is presented per quarters. Quarter 1⁶ reflects February 2020-April 2020; Quarter 2 reflects May 2020-July 2020; Quarter 3 reflects August-October 2020.

Diversion Referral Outcome



As reflected in the chart above and table below, there is an overrepresentation of people of color whom are referred to Diversion services. In comparison to the County demographics, the only racial and ethnic group that is not overrepresented are individuals whom identify as Asian.

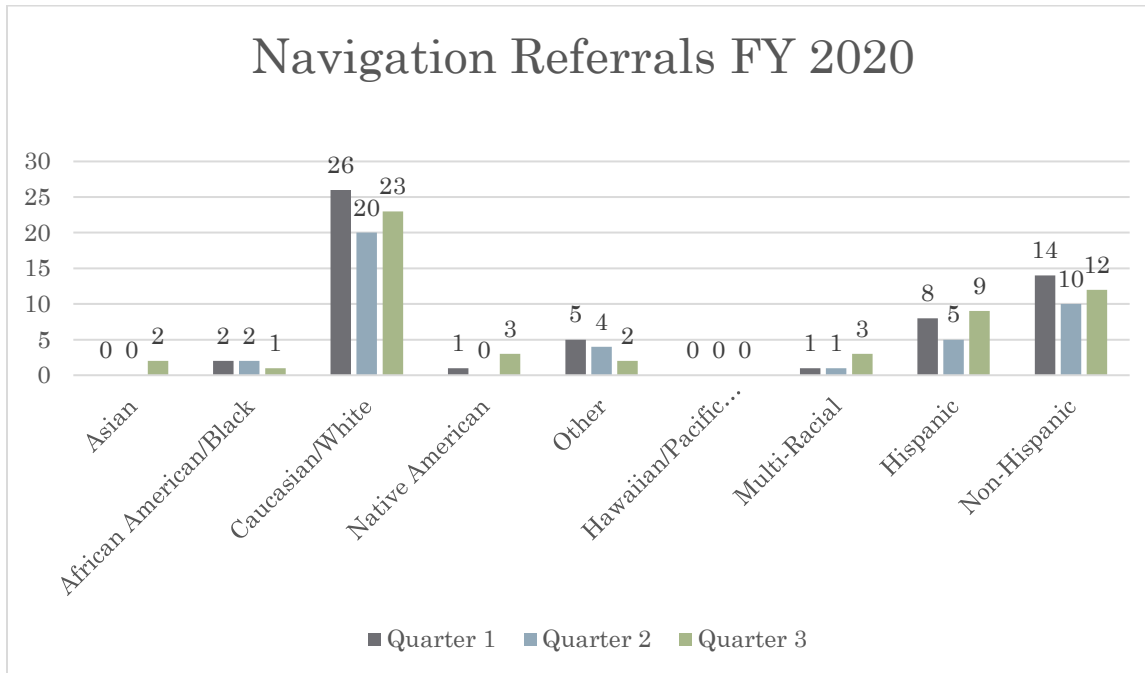
	Q1	Q2	Q3	Annual Average	County Demographics
Asian	2%	1%	2%	2%	3%
African American/Black	15%	14%	12%	14%	1%
Caucasian/White	64%	68%	67%	66%	89%
Native American	5%	10%	4%	8%	1%
Other	11%	5%	7%	8%	5%
Hawaiian/Pacific Islander	1%	1%	5%	2%	>1%
Multi-Racial	6%	7%	5%	6%	2%
Hispanic	13%	13%	17%	14%	10%
Not Hispanic ⁷	64%	65%	60%	63%	90%

⁵ These data will be updated for Quarter 3 in December 2020 (reflecting October data) as these data are reported on a quarterly basis.

⁶ Excludes January due to system changes with the integration of Diversion services.

⁷ Percentage does not equal 100% due to declination of response.

Navigation Referral Outcome

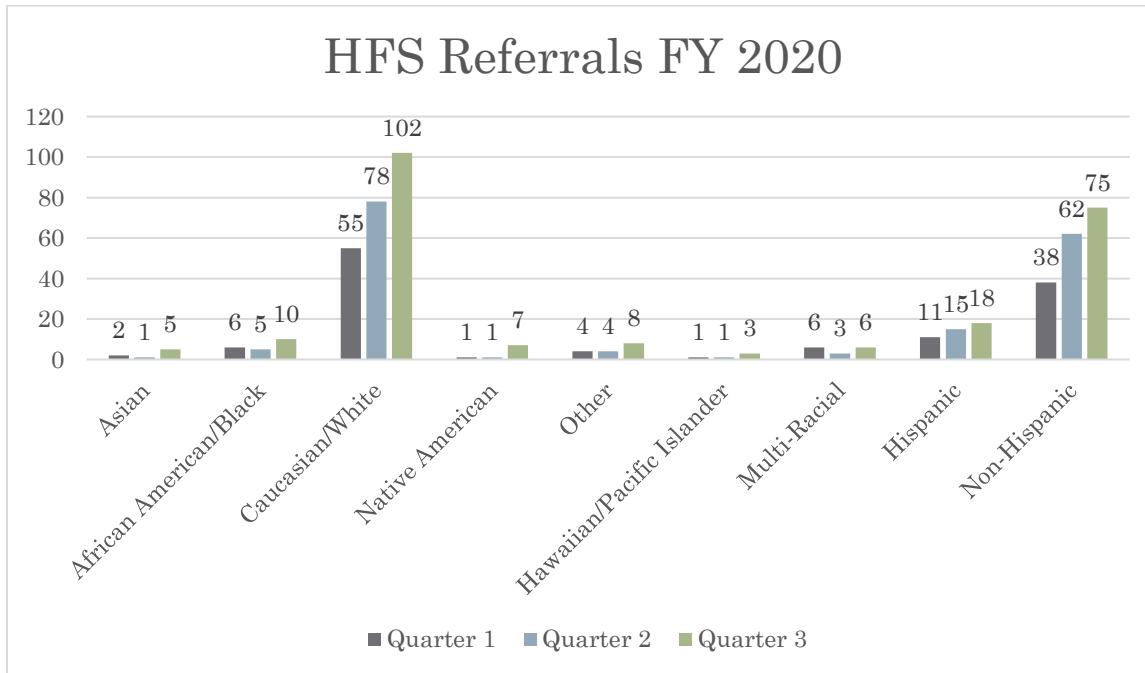


As reflected in the chart above and table below, there is an overrepresentation of people of color whom are referred to Navigation services. In comparison to the County demographics, the only racial and ethnic group(s) that is not overrepresented are individuals whom identify as Asian or Hawaiian/Pacific Islander.

	Q1	Q2	Q3	Annual Average	County Demographics
Asian	0%	0%	7%	2%	3%
African American/Black	6%	7%	3%	5%	1%
Caucasian/White	84%	74%	79%	79%	89%
Native American	3%	0%	7%	3%	1%
Other	16%	15%	7%	13%	5%
Hawaiian/Pacific Islander	0%	0%	0%	0%	>1%
Multi-Racial	3%	4%	10%	6%	2%
Hispanic	26%	19%	31%	25%	10%
Not Hispanic ⁸	45%	37%	41%	41%	90%

⁸ Percentage does not equal 100% due to declination of response.

Housing Focused Shelter Referral Outcome



As reflected in the chart above and table below, there is an overrepresentation of people of color whom are referred to Housing Focused Sheltering services. In comparison to the County demographics, the only racial and ethnic group that is not overrepresented are individuals whom identify as Asian as they are aligned with County Demographic profile.

	Q1	Q2	Q3	Annual Average	County Demographics
Asian	3%	1%	4%	3%	3%
African American/Black	8%	5%	9%	7%	1%
Caucasian/White	77%	85%	87%	83%	89%
Native American	1%	1%	6%	3%	1%
Other	6%	4%	7%	6%	5%
Hawaiian/Pacific Islander	1%	1%	3%	2%	>1%
Multi-Racial	8%	3%	5%	5%	2%
Hispanic	15%	16%	15%	15%	10%
Not Hispanic ⁹	54%	67%	64%	62%	90%

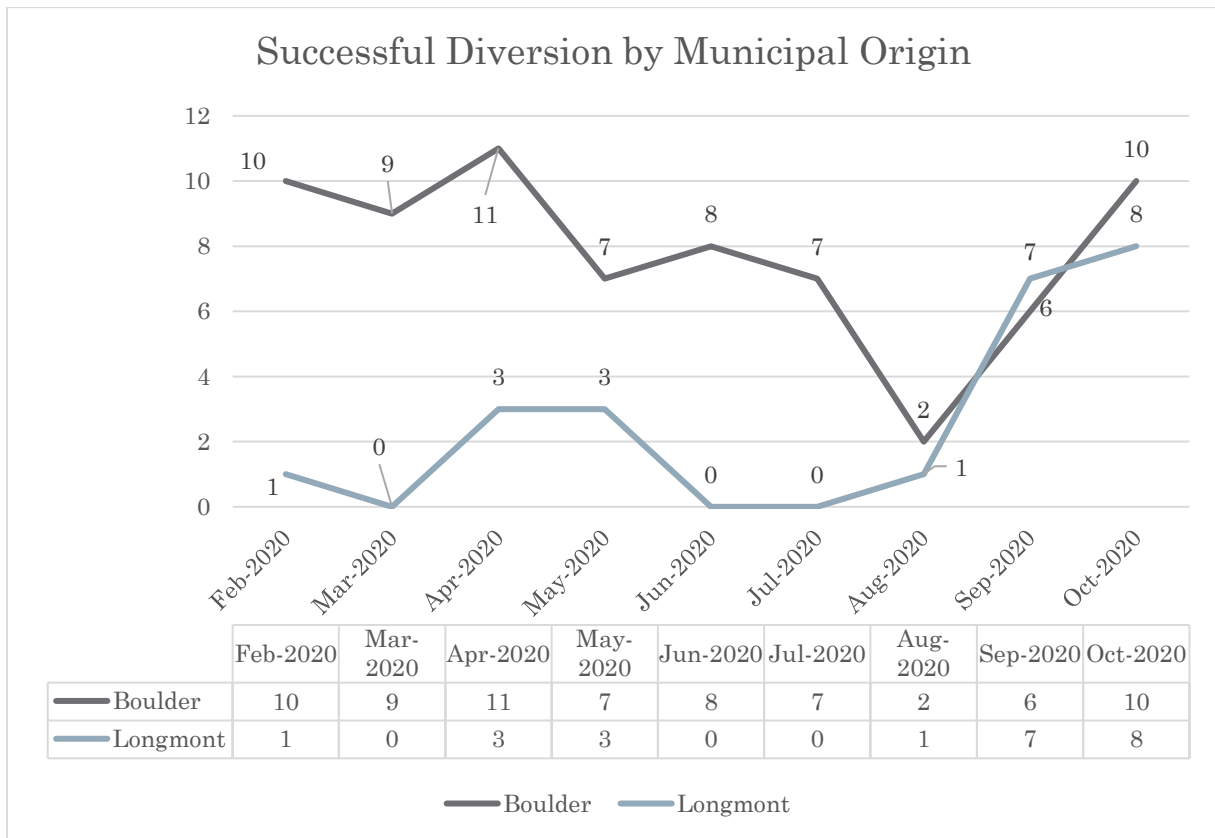
⁹ Percentage does not equal 100% due to declination of response.

DIVERSION SERVICES

During the month of October, 49% (54) unique individuals experiencing homelessness were screened and referred to Diversion services. Of the 54 unique individuals 33% (18) were successfully diverted from sheltering systems with 89% (16) through reunification and 2 (11%) was diverted through Resource Navigation.

In the City of Longmont, a total of \$1,702.42 (average \$212.81) of direct service dollars was provided during the month. In the City of Boulder, a total of \$1,365.76 (average \$136.58) of direct service dollars were provided in October.

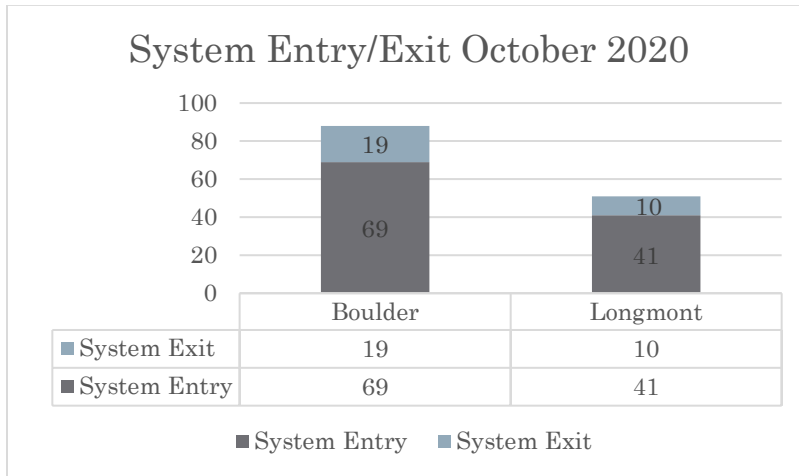
The following graph reflects the municipal origin of successful diversion services.



HOUSING OUTCOMES

The following data and charts reflect individuals experiencing homelessness who have exited the homeless services system to a stable housing outcome. ***It is important to note that the data reflected in the following charts reflect Housing Outcomes via system entry and exit are not the same individuals.***

System Entry/Exit October 2020



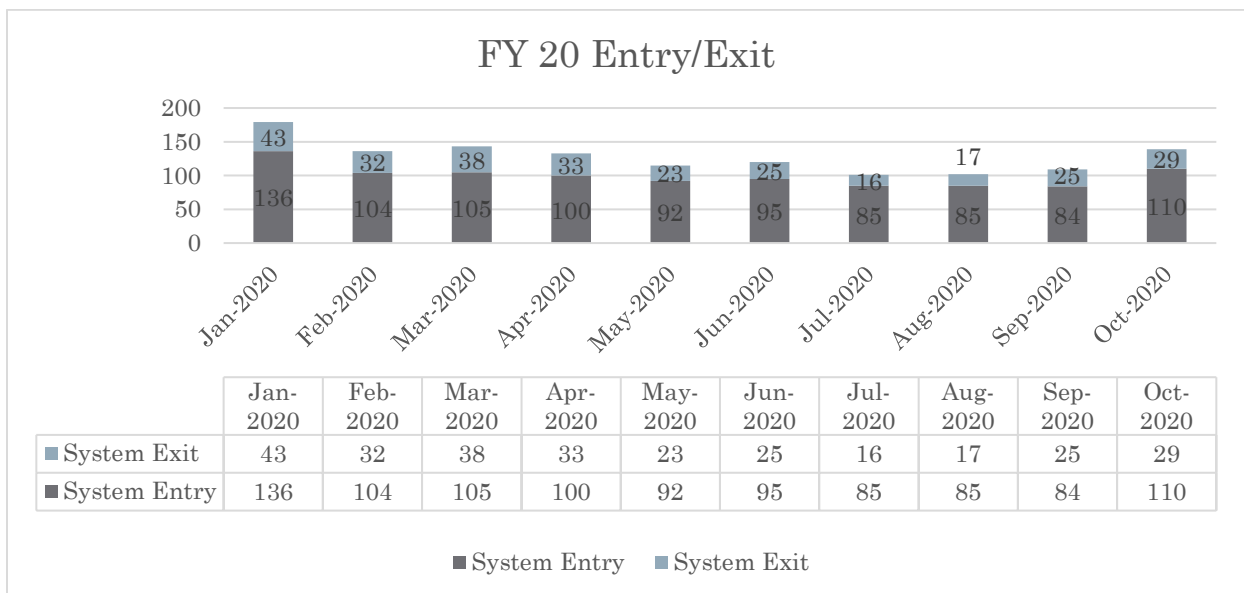
System Entry/Exit

During the month of October 2020, 29 (26%) individuals exited the HSBC system into a stable housing outcome.

Fiscal Year 2020 System Entry/Exit

Since January 2020, on average, Homeless Solutions for Boulder County is exiting 28% of the system entry.

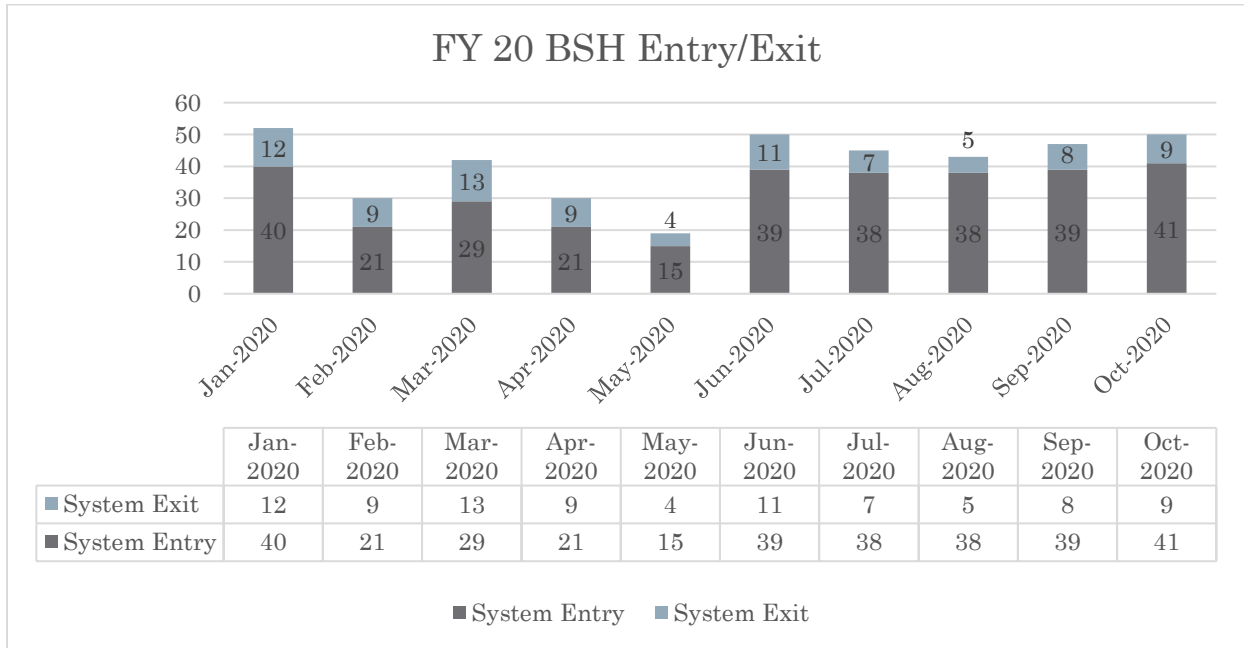
The following graph reflects the monthly system entry/exit data.



Boulder Shelter for the Homeless System Entry/Exit

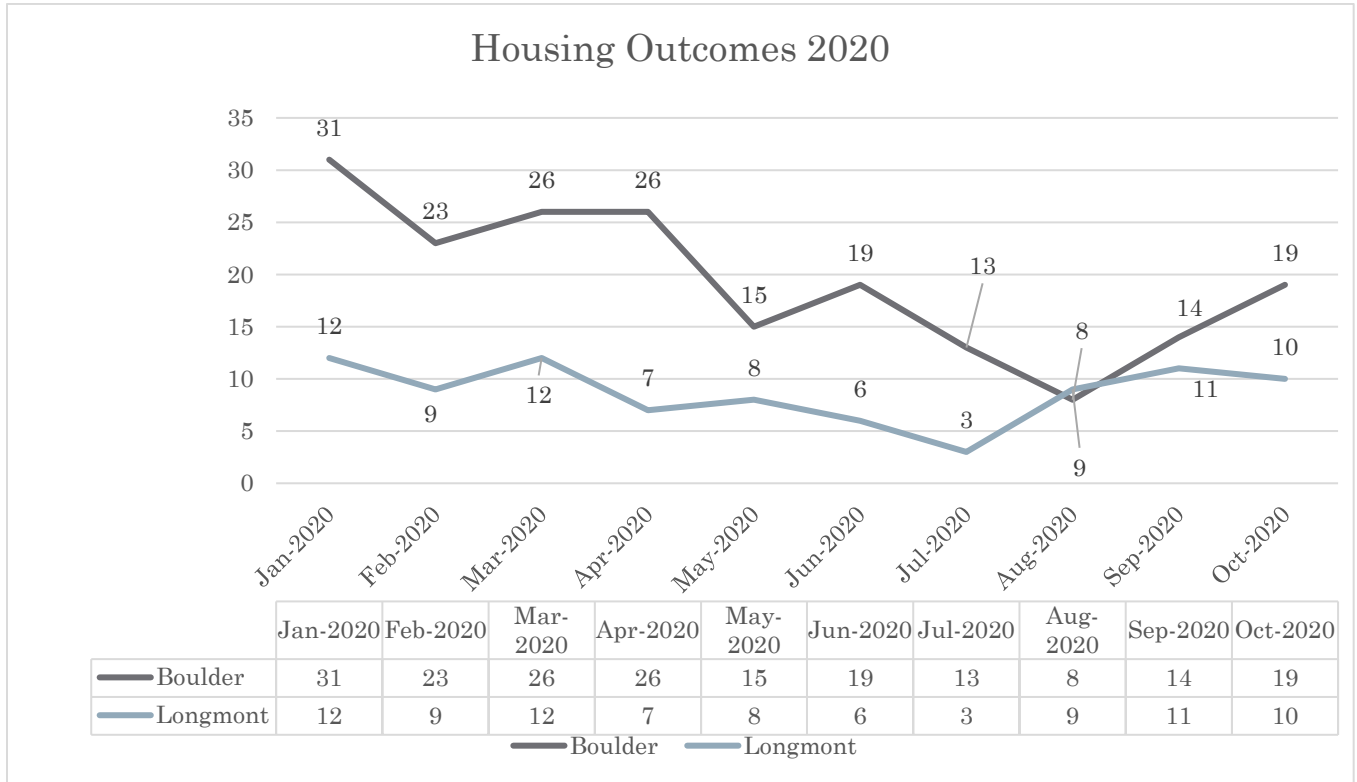
Since January 2020, on average, Boulder Shelter for the Homeless is exiting 27% of the system entry.

The following graph reflects the monthly system entry/exit data.



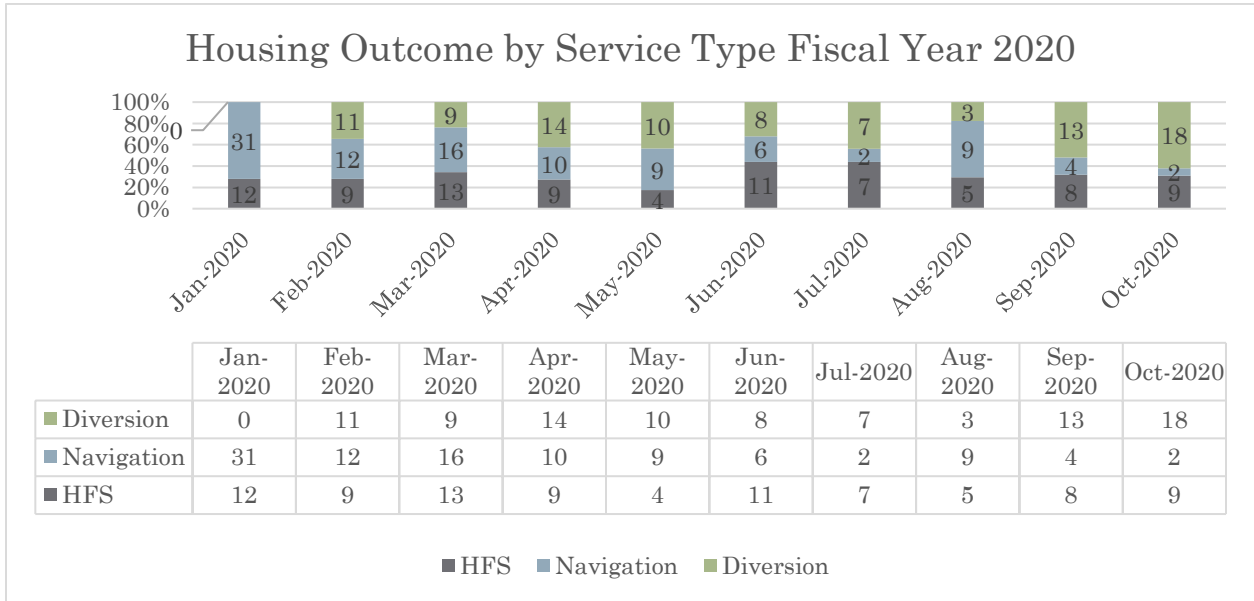
Housing Outcomes Fiscal Year by Coordinated Entry Initiated Site 2020

As reflected, a total of 281 individuals experiencing homelessness exited homelessness. The following data reflect the housing exits trends for the fiscal year of 2020.



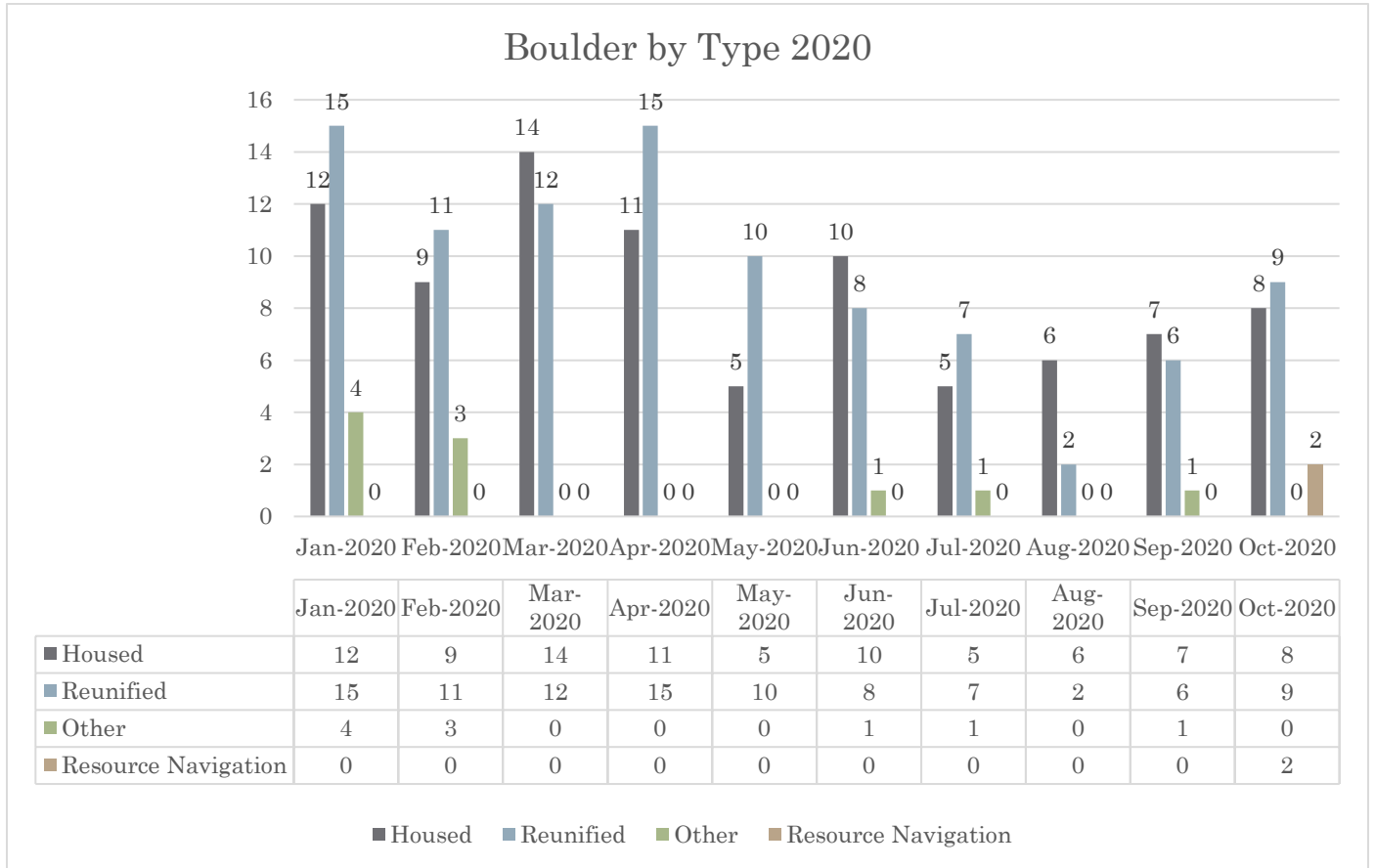
Housing Outcome by service type 2020

The following data reflect the service type resulting in a housing outcome for the fiscal year 2020. These charts also integrate the housing outcomes of individuals screened to Diversion services.



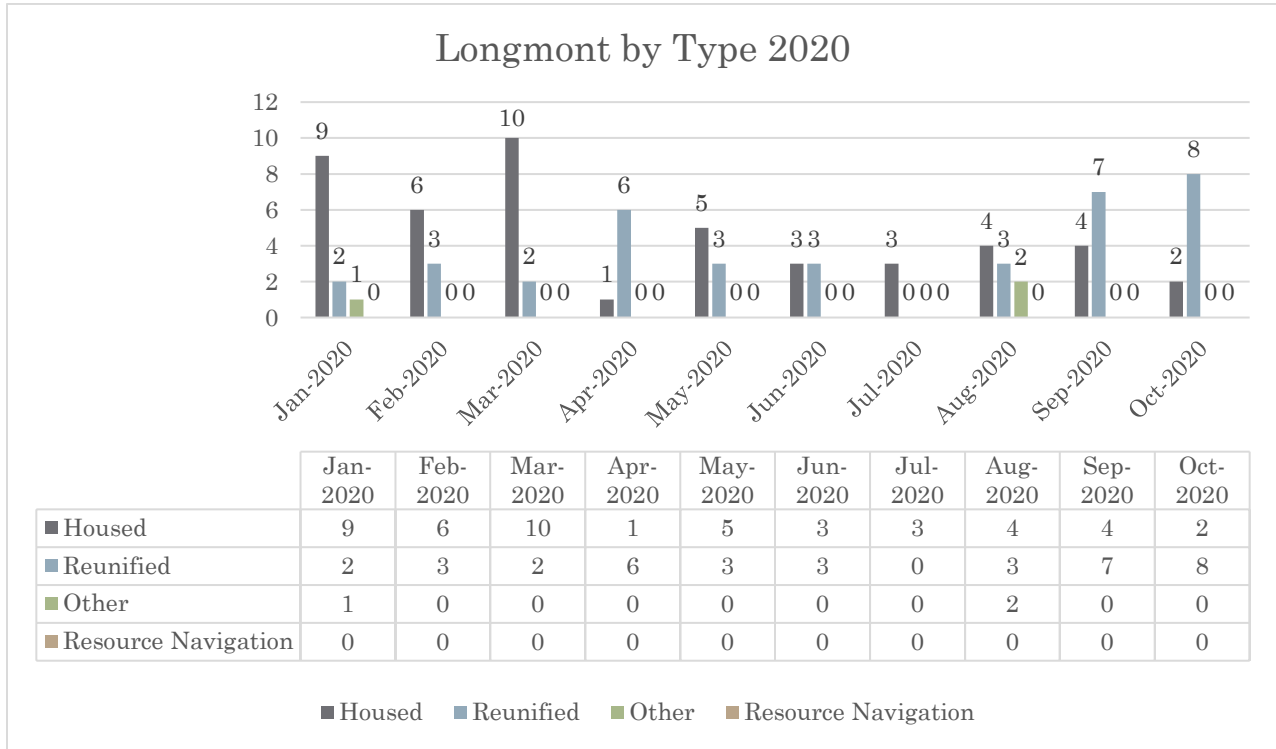
Housing Outcome by Exit type City of Boulder 2020

Since January 2020, in the City of Boulder, a total of 79 individuals exited homelessness to housing; 86 through Reunification; 10 through Other program; and 2 through Resource Navigation.



Housing Outcome by Exit type City of Longmont 2020

Since January 2020, in the City of Longmont, a total of 47 individuals exited homelessness to housing; 37 through Reunification; and 3 through Other program.



WORKING GROUP PROGRESS

- **Systems working group** continues to meet two times per month. These meetings focus on emerging challenges, monitoring exit data, identifying data outcome measurement enhancements, reviewing and making recommendations for policy, and discuss any additional supports identified providers. In October, providers participated in a facilitated training to identify mechanisms to create success stories while maintaining client confidentiality.
- **Housing Exits working group** continues to identify and explore priorities with the influx of Emergency Solutions Grant funding as well as monitoring resource projections for 2021 to ensure HSBC housing priorities are met. The Sober Living Task force recommendations will be presented at the HSBC Executive Board meeting in January 2021.
- **Management working group** did not meet in October to allow time to review feedback and create recommendations for the Executive Board. Restructuring recommendations will be provided to the Executive Board in December 2020.
- **Implementation Team** continues to address emerging issues, address and review policy recommendations as the emerge, create recommendations for system restructuring, identify priorities for 2021, and plan for in the influx of Emergency Solutions Grant funding.
- **High Utilizers working group** continues to be placed on hold during the pandemic due to lack of analytic support.
- **Outreach working group** continues to actively administer the engagement survey. Upon completion of data collection efforts, outcomes will be shared, reviewed and discussed with the Executive Board.
- **Data and Evaluation** working group has been reestablished to identify full evaluation needs and strategies for 2021. This meeting is scheduled in November 2020 and updates will be reflected in next Board briefing.
- **Communications** working group has identified avenues for proactive communications.
-

ADDITIONAL UPDATES

- **HSBC** was awarded \$205,000 through the Department of Housings NOFA. In addition, HSBC submitted a second NOFA response for the renewal of the current street outreach funding (\$30,000) which is fully funded for fiscal year 2021.
- **HSBC** has provided flip phones and prepaid minutes for individuals who are unhoused throughout the community to address connectivity to services barriers.