



Community Services Department

Sundquist Building • 3482 N. Broadway • Boulder, Colorado 80304 • Tel: 303.441.3560 • Fax: 303.441.4550
Mailing Address: P.O. Box 471 • Boulder, Colorado 80306 • www.bouldercountycommunityservices.org



Homeless Solutions for Boulder County Executive Board November 13, 2020, 8:00 - 10:00am Teams Meeting

Informational	8:00-8:30
<ul style="list-style-type: none">• Public Comment• Board Brief Review<ul style="list-style-type: none">▪ Focus on race and ethnicity	
Discussion items	8:30-9:15
<ul style="list-style-type: none">• Kaiser Housing Initiative –<ul style="list-style-type: none">▪ Presentation by project representatives○ Google Evaluation Opportunity	
General Updates	9:15-10:00
<ul style="list-style-type: none">• Service Updates• Case Management Model Development• CRC Update• County, COB, COL and MDHI Updates	

[Join Microsoft Teams Meeting](#)

+1 720-400-7859 United States, Denver (Toll)
Conference ID: 464 761 448#

Homeless Solutions for Boulder County
Executive Board
November 13, 2020, 8:00 - 10:00am
Teams Meeting

In Attendance: Jim Adams-Berger, Robin Bohannon, Vicki Ebner, Kurt Firnhaber, Heidi Grove, Karen Kreutzberg, Angela Lanci-Macris, Matt Meyer, Karen Roney, Annie Scott

Guests: Sarah Devereaux, Garrett Maron, Dawn Paepke

Board Brief Review

It was noted that Coordinated Entry numbers have been down overall, but saw an increase in October. There was also a data discrepancy regarding housing exits, which has been remedied. In addition, Diversion numbers were up in September and October. System restructuring conversations continue. The Department of Local Affairs grant was submitted and a data bridge is being implemented to connect Community justice Services and Homeless Solutions for Boulder County housing exits data. In addition, the Landlord Acquisition position is in the process of being filled and staff continues to work on a data sharing agreement.

Kaiser Housing Initiative

Dawn Paepke from Kaiser Permanente presented to the group. She noted that a 200 million dollar investment was made by Kaiser two years ago to improve local communities and mentioned the connection between Permanent Supportive Housing and positive health outcomes. A framework and pillars were developed by Kaiser to determine how they would provide assistance with these funds; a Request for Proposal process is used to award funds. It was noted that Kaiser works with a number of Continuums of Care and are looking to onboard another Built for Zero community. The next step will be for Dawn to meet with a small group of staff from around the County to better understand how to leverage Kaiser resources; Dawn will receive information from the group about the regional housing plan and current projects in relationship to the Kaiser funding matrix.

Google Evaluation Opportunity

Sarah Devereaux, a Google employee, presented to the Board in regards to possible data and programming assistance that she and her colleague could provide to Homeless Solutions for Boulder County. Sarah noted that she and her colleague would like to assist with looking across systems of data, weaving systems together and identifying system gaps; they could also assist with system design, evaluation and creation of decision-making criteria while working to bring in best practices from other programs. It was noted that Sarah and her colleague would need full access to data in order to effectively engage in the work. It was clarified that the project is not Google-sponsored. Sarah noted that a rough timeline has already been laid out for the work.

Case Management Model Development

There is a subgroup looking at how to unify case management standards across the system.

CRC Update

It was noted that unhoused Boulder Community Health clients that are being discharged from the hospital after 7pm are being sent to the COVID-19 Recovery Center; further discussion needs to take place around this issue.

Entity Updates

Boulder Housing Partners submitted to Housing and Urban Development for additional mainstream vouchers; these would be especially targeted towards those who are in congregate settings and are at high risk of COVID-19. Metro Denver Homeless Initiative will be providing guidance soon around changes to the 2021 Point in Time Count due to COVID-19. City of Longmont City Council passed the RV Ordinance disallowing RV parking on city streets, and is looking at possible use of the fairgrounds for temporary parking; Boulder County may be open to allowing use of the fairgrounds for short-term parking as bridge housing for those looking for a more permanent housing solution. Other funding options for this population are also being investigated. Regarding the City of Boulder, BThere outreach has begun, and the new dashboard for Severe Weather Shelter will be auto-updated each day at 4am. Boulder County noted that work is being regarding racial equitability when it comes to housing exits within the system.

Bridge House Data Breach

The Board was provided a letter written by Bill Sweeney regarding the Bridge House data breach situation. It was noted that the letter itself does not change the facts, investigation or legal response.

HOMELESS SOLUTIONS FOR BOULDER COUNTY: NOVEMBER 2020 EXECUTIVE BOARD BRIEF

REPORT HIGHLIGHTS

The following summary reflects a high-level overview of data points and narrative found in further detail throughout this report:

- 886 unique individuals have been screened through Coordinated Entry since January 2020.
 - 69% (612) screened in the City of Boulder
 - 31% (272) screened in the City of Longmont
- In September 2020, referrals to Housing Focused Shelter continued to remain above the annual average (18/month) in the City of Boulder and referrals to Diversion services were above annual average (10/month) in the City of Longmont.
- In September 2020, 37 (44%) of individuals screened in reported being in Boulder County for less than six months.
 - 25 (49%) individuals screened at City of Boulder reported less than six months in Boulder County.
 - 12 (36%) individuals screened at City of Longmont reported less than six months in Boulder County.
- Since January 1, 2020, 78% (690) of those screened reported a homeless situation¹.
- Since January 1, 2020, 69% (614) reported a disabling condition at screening. It is important to note that of those screened in September, 77% reported a disabling condition.
- During the month of September 2020, 26 individuals exited the HSBC system into a stable housing outcome.
- 252² individuals experiencing homelessness exited homelessness since January 2020
 - 75 (30%) exited through Diversion services
 - 99 (39%) exited through Navigation services
 - 75 (30%) exited through Housing Focused Shelter services
- Attached supplemental reports review racial equity and housing for Boulder Shelter and SAMHSA funding activities.

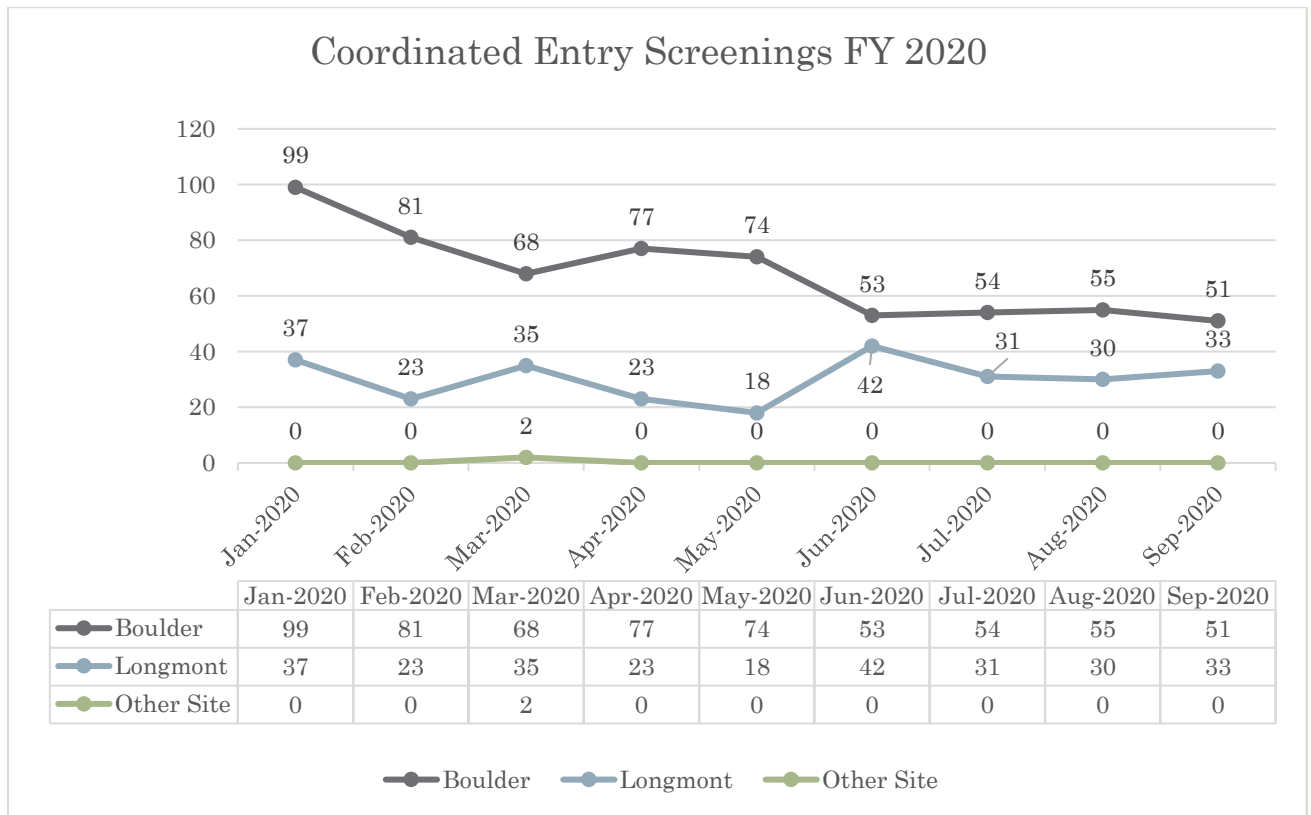
¹ Per Housing and Urban Development definition

² Data discrepancy was discovered due to system issue with HOPE Longmont and Boulder Shelter for the Homeless Navigation. Data has been verified and corrected.

COORDINATED ENTRY

A total of 886 unique individuals experiencing homelessness were screened through Coordinated Entry between January 1, 2020 and September 30, 2020. As reflected below, the number of screenings completed in September continues to be lower than the annual average (68/month) in City of Boulder. Screenings in the City of Longmont increased to 33 during the month of September which is higher than the annual average (30/month).

On average, 69% (612) presented in the City of Boulder, and 31% (272) presented in the City of Longmont.

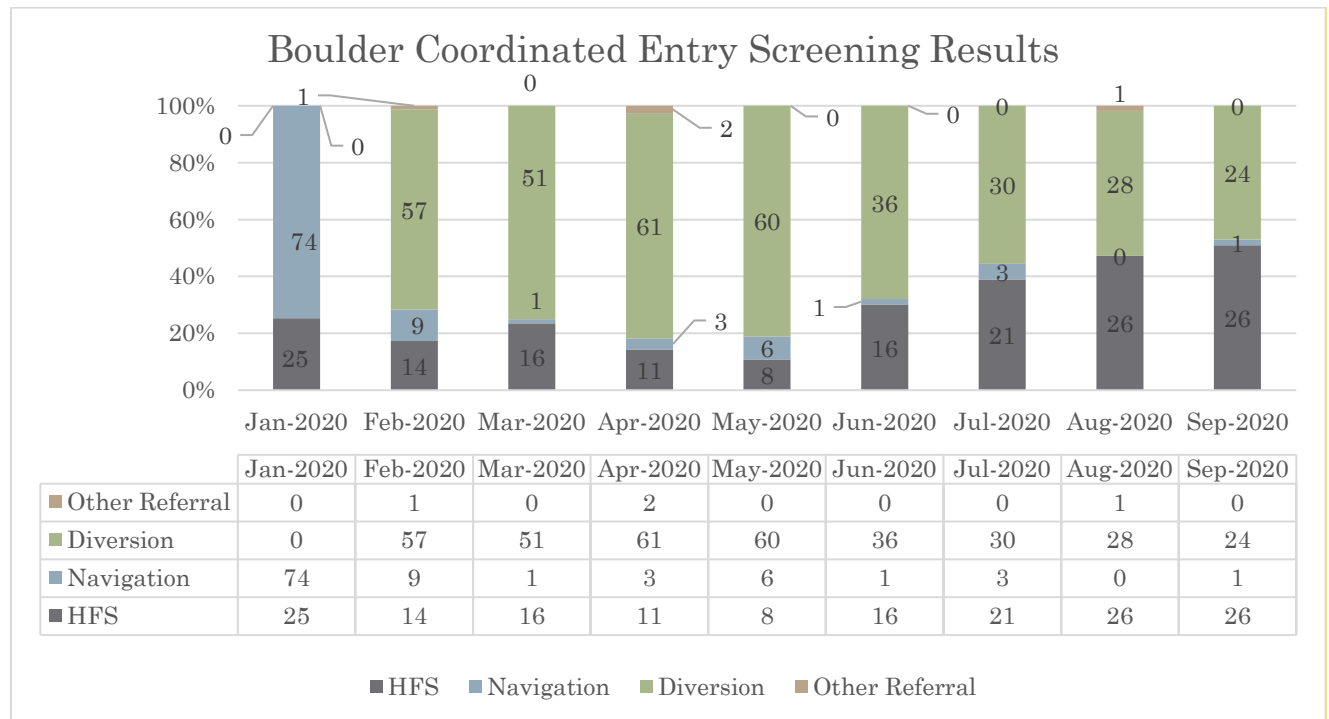


COORDINATED ENTRY SCREENING RESULTS PER LOCATION

City of Boulder

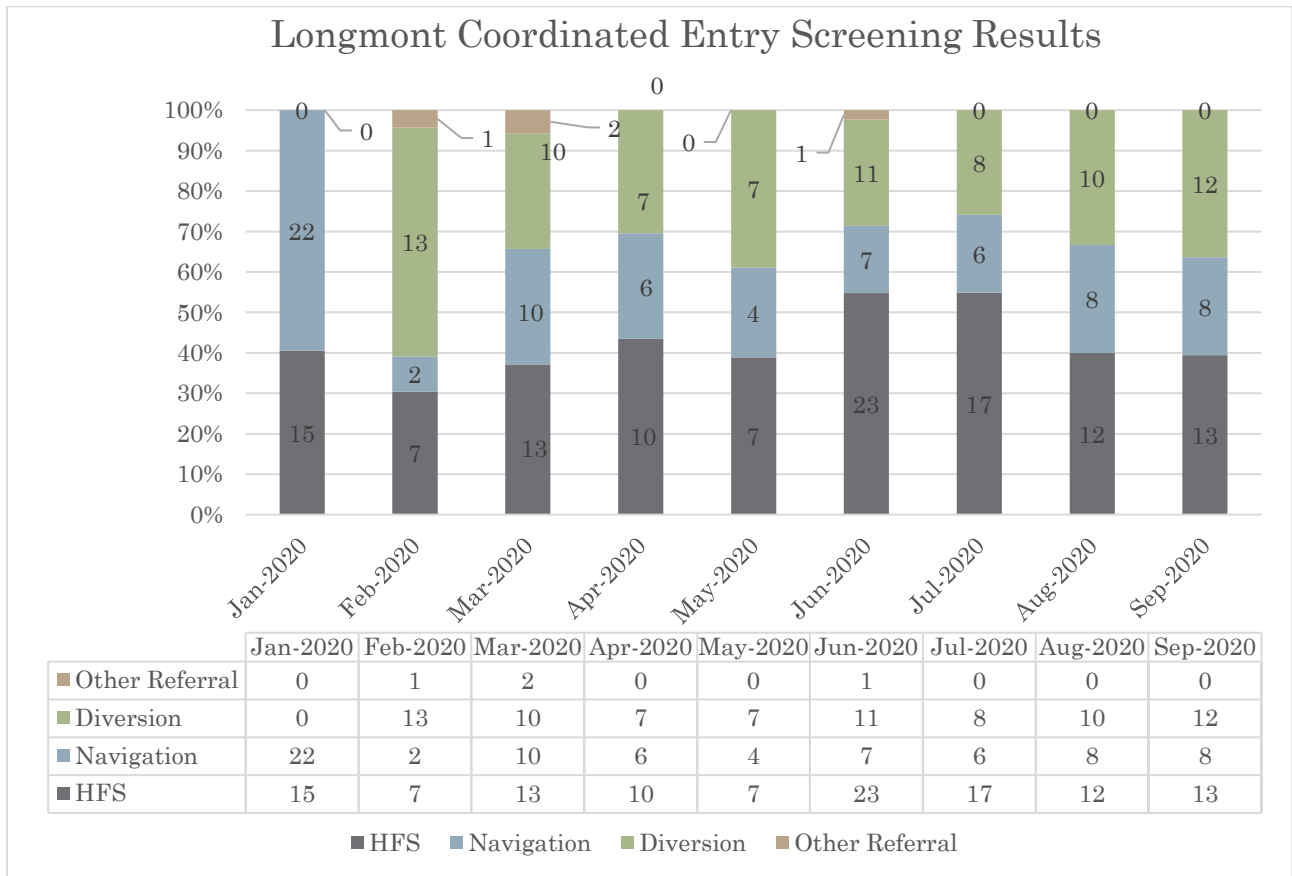
As reflected below, with the integration of Diversion services in February 2020, referrals to Navigation services continue to decline month over month (annual average 3) in the City of Boulder.

Referrals to Housing Focused Shelter remained above the average (18/month) during the month of September. During the month of September, Diversion referrals reflect 47% of all referrals. It is important to note that referrals to Diversion services were lower than the annual average (43) during the month of September.



City of Longmont

As reflected below, with the integration of Diversion services in February 2020, referrals to Navigation initially decreased in February but has continued to stabilize since the initial decrease (average 8/month). Referrals to Housing Focused Shelter remained in alignment to annual average during the month of September (average 13/month) after two consecutive months of higher than average referrals. It is important to note that referrals to Diversion services were higher than the annual average (10) during the month of September.



CLIENT PROFILE

City of Boulder Length of Time in Boulder County

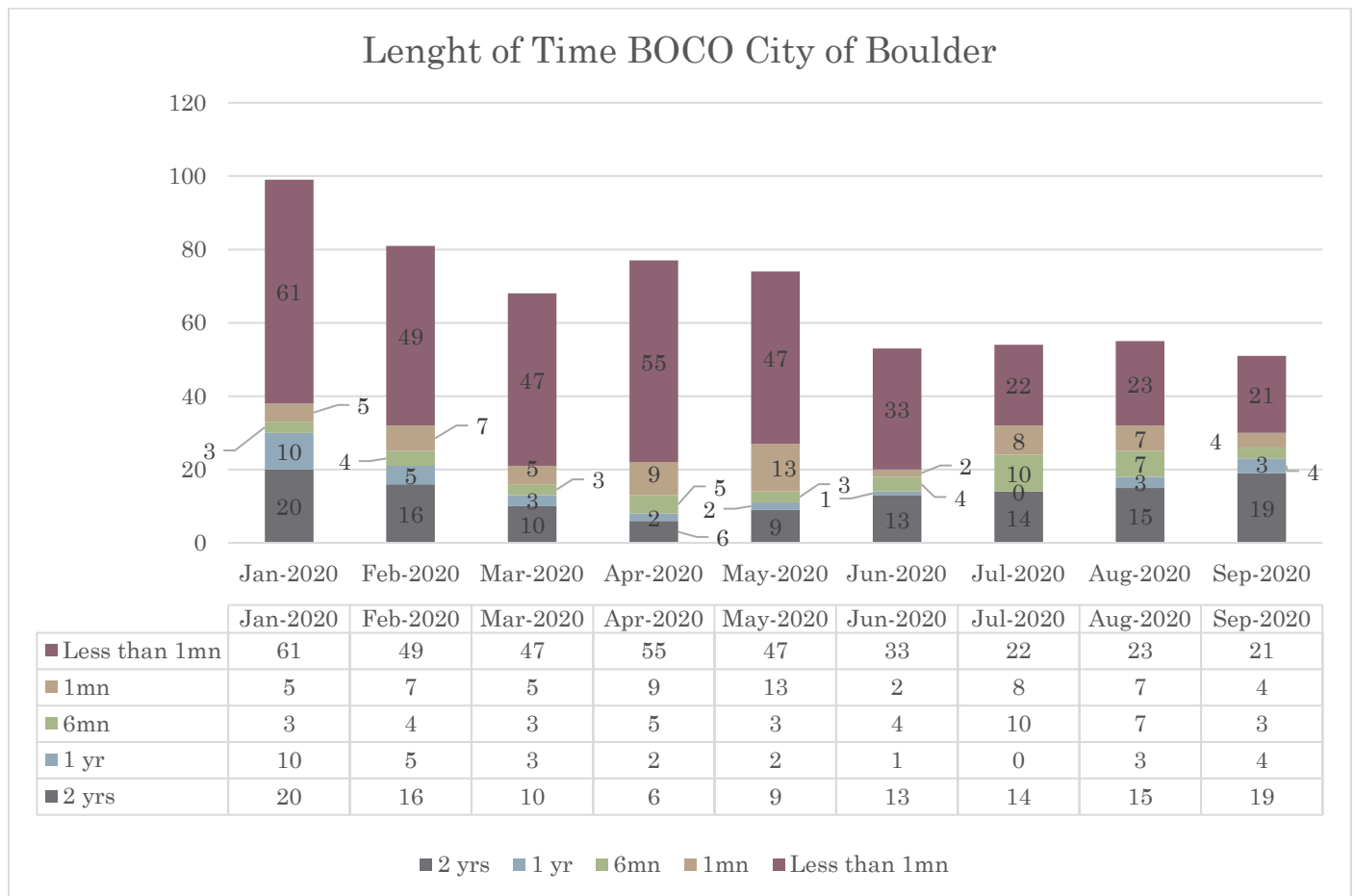
Of the 612 unique individuals experiencing homelessness presenting at Coordinated Entry between January 1, 2020 and September 30, 2020, 68% (418) reported being in Boulder County for less than six months.

In September 2020, of the 51 individuals screened, 51% (26) reported residing inside Boulder County prior to Coordinated Entry for six months or longer.

Of the individuals who reported being in Boulder County for less than six months (25), 44% (11) reported residing within Colorado but not Boulder County with 90% (10) individuals who identified Denver as their last residence.

A total of 10 (40%) of the individuals reported their last residence outside of Colorado.

The below chart reflects the month to month trend regarding length of time residing in Boulder County as reported at Coordinated Entry.



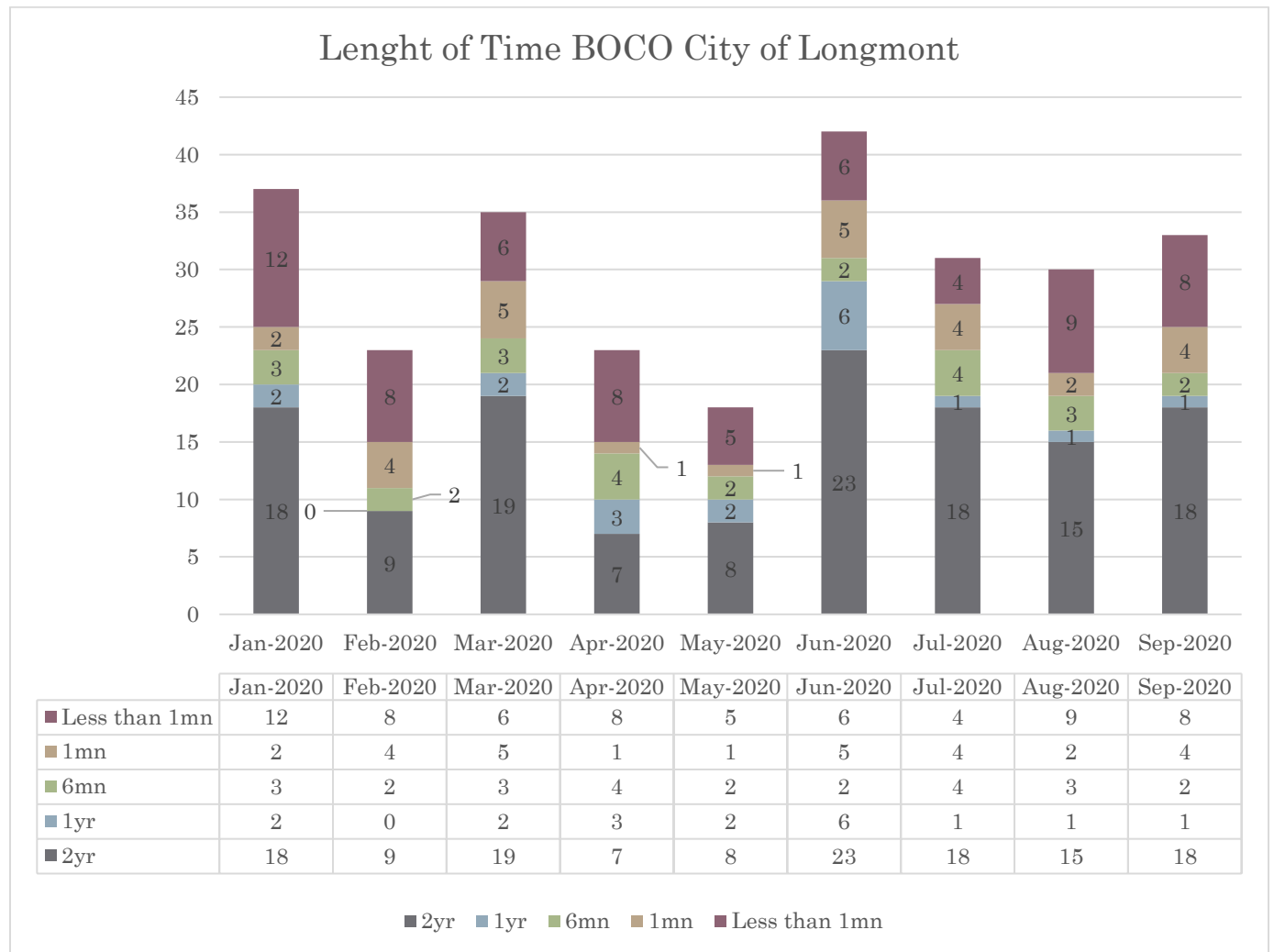
City of Longmont Length of Time in Boulder County

Of the 272 unique individuals experiencing homelessness presenting at Coordinated Entry between January 1, 2020 and September 30, 2020, 35% (94) reported being in Boulder County for less than six months.

In September 2020, of the 33 individuals screened, 21 (64%) reported residing inside Boulder County prior to Coordinated Entry for six months or longer.

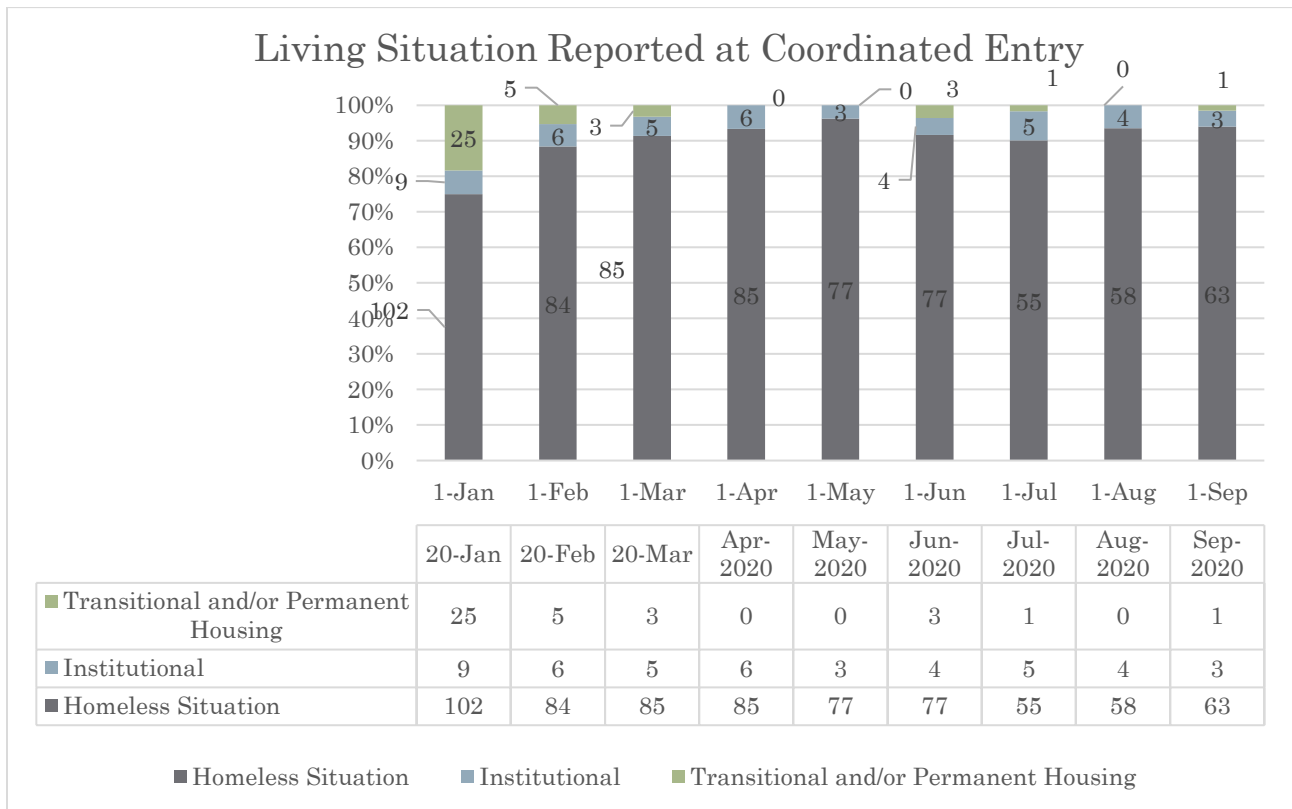
Of the individuals (12) who reported being in Boulder County for less than six months, 5 (42%) reported their last residence within Colorado but not in Boulder County, and 3 (25%) reported their last residence outside of the State of Colorado. Of those who reported from Colorado but not in Boulder County, 2 (40%) individuals reported Denver as their last residence.

The below chart reflects the month to month trend regarding length of time residing in Boulder County as reported at Coordinated Entry.



Boulder County Living Situation reported at Coordinated Entry

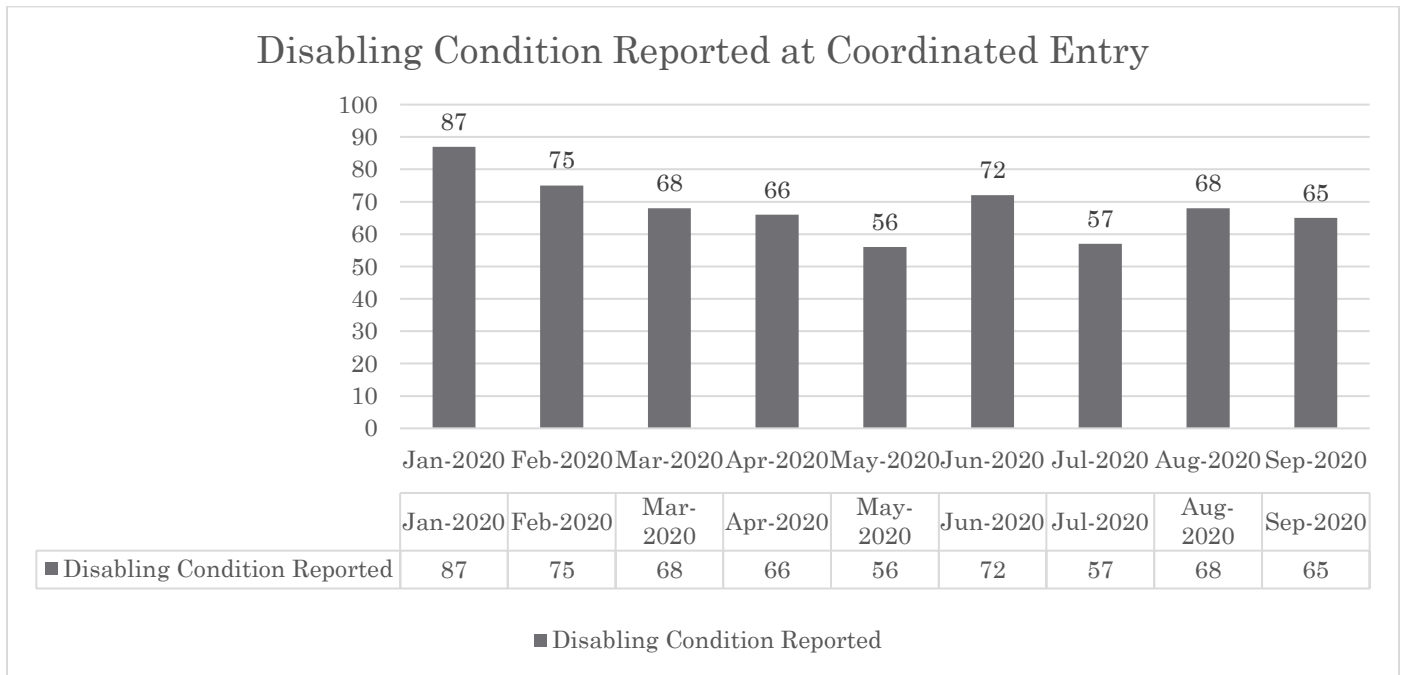
As reflected in the chart below, of the 886³ unique individuals experiencing homeless screened at Coordinated Entry, a vast majority 78% (690) reported a homeless situation. These data have remained stable over time (with a variance of 1-2 percentage points month over month) regarding an individual's current living situation. It is important to note that with the moratorium on evictions expansion (through December 31, 2020) issued by the Center for Disease Control, the data reflects a continued and drastic decrease in individuals presenting at Coordinated Entry reporting Transitional and/or Permanent Housing situation prior to experiencing homelessness in comparison to pre-COVID.



³ Totals reflected in chart do not add up to number of screenings. This is a result of not meeting the HUD definition of homeless situation reported at Coordinated Entry (i.e. couch surfing; living with family; etc.).

Boulder County Disabling Condition reported at Coordinated Entry

Of the 886 unique individuals screened for services through Coordinated Entry between January 1, 2020 and September 30, 2020, 69% (614) report a disabling condition. These data continue to remain stable and near the annual average with a few months which saw a drastic increase but returned to annual average the following month. It is important to note that the month of September saw a drastic increase, compared to the annual average, in those presenting at Coordinated Entry and reporting a Disabling Condition (77%).



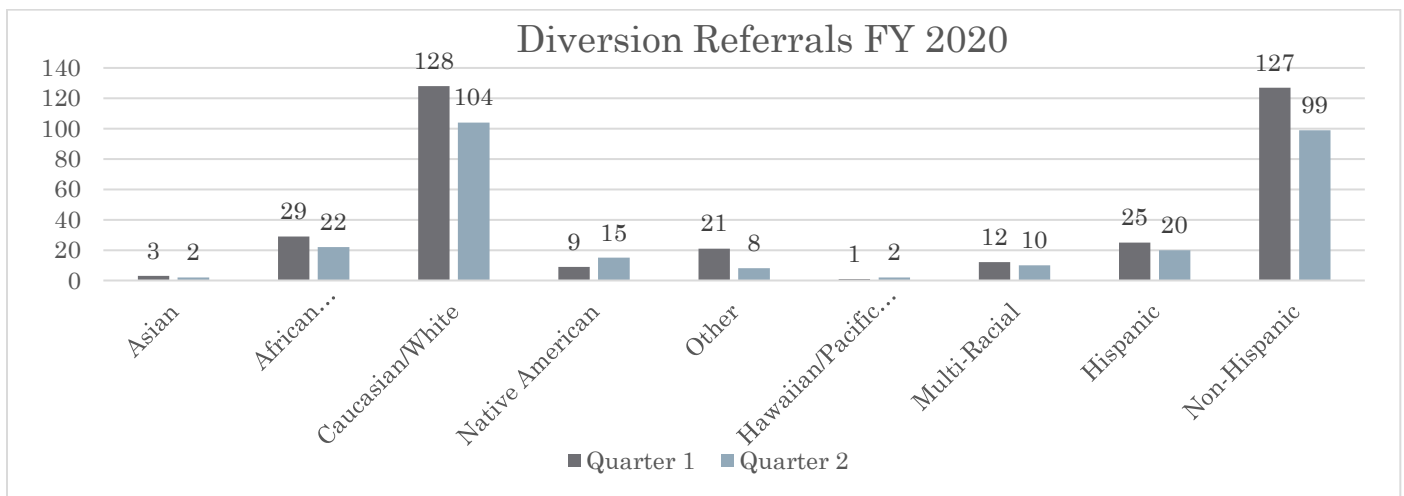
RACIAL EQUITY ACROSS SERVICE PROVISION⁴

As part of the County Commissioners identified priorities, the following information explores the racial and ethnic profile for clients presenting at Coordinated Entry and the referral outcome to services.

Across the system, individuals whom do not identify as Caucasian are overrepresented in the population experiencing homelessness.

The following chart(s), tables, and narrative reflect referral outcome over time as it relates to Ethnicity and Race. Each chart is presented per quarters. Quarter 1⁵ reflects February 2020-April 2020; Quarter 2 reflects May 2020-July 2020.

Diversion Referral Outcome



As reflected in the chart above and table below, there is an overrepresentation of people of color whom are referred to Diversion services. In comparison to the County demographics, the only racial and ethnic group that is not overrepresented are individuals whom identify as Asian.

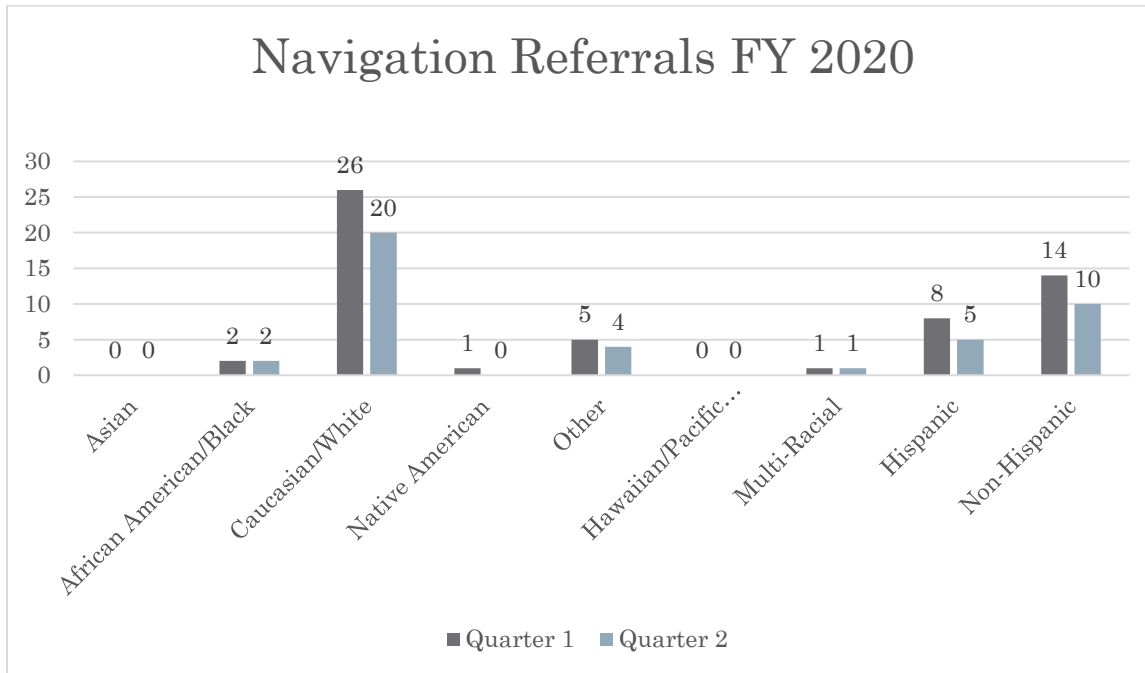
	Quarter 1	Quarter 2	Annual Average	County Demographics
Asian	2%	1%	1%	3%
African American/Black	15%	14%	15%	1%
Caucasian/White	64%	68%	66%	89%
Native American	5%	10%	7%	1%
Other	11%	5%	8%	5%
Hawaiian/Pacific Islander	1%	1%	1%	>1%
Multi-Racial	6%	7%	6%	2%
Hispanic	13%	13%	13%	10%
Not Hispanic ⁶	64%	65%	64%	90%

⁴ These data will be updated for Quarter 3 in December 2020 (reflecting November data) as these data are reported on a quarterly basis.

⁵ Excludes January due to system changes with the integration of Diversion services.

⁶ Percentage does not equal 100% due to declination of response.

Navigation Referral Outcome

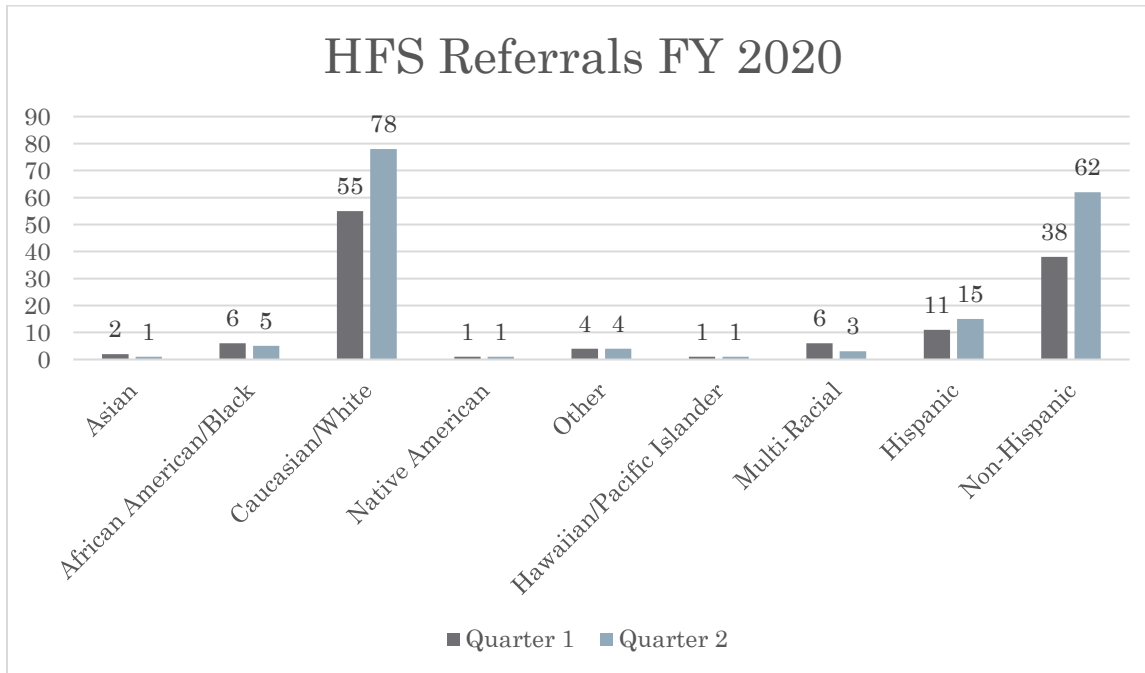


As reflected in the chart above and table below, there is an overrepresentation of people of color whom are referred to Navigation services. In comparison to the County demographics, the only racial and ethnic group(s) that is not overrepresented are individuals whom identify as Asian or Hawaiian/Pacific Islander.

	Quarter 1	Quarter 2	Annual Average	County Demographics
Asian	0%	0%	0%	3%
African American/Black	6%	7%	7%	1%
Caucasian/White	84%	74%	79%	89%
Native American	3%	0%	2%	1%
Other	16%	15%	16%	5%
Hawaiian/Pacific Islander	0%	0%	0%	>1%
Multi-Racial	3%	4%	3%	2%
Hispanic	26%	19%	22%	10%
Not Hispanic ⁷	45%	37%	41%	90%

⁷ Percentage does not equal 100% due to declination of response.

Housing Focused Shelter Referral Outcome



As reflected in the chart above and table below, there is an overrepresentation of people of color whom are referred to Housing Focused Sheltering services. In comparison to the County demographics, the only racial and ethnic group that is not overrepresented are individuals whom identify as Asian. Individuals who identify as Native American or Other reflect the County Demographic profile.

	Quarter 1	Quarter 2	Annual Average	County Demographics
Asian	3%	1%	2%	3%
African American/Black	8%	5%	7%	1%
Caucasian/White	77%	85%	82%	89%
Native American	1%	1%	1%	1%
Other	6%	4%	5%	5%
Hawaiian/Pacific Islander	1%	1%	1%	>1%
Multi-Racial	8%	3%	6%	2%
Hispanic	15%	16%	16%	10%
Not Hispanic ⁸	54%	67%	61%	90%

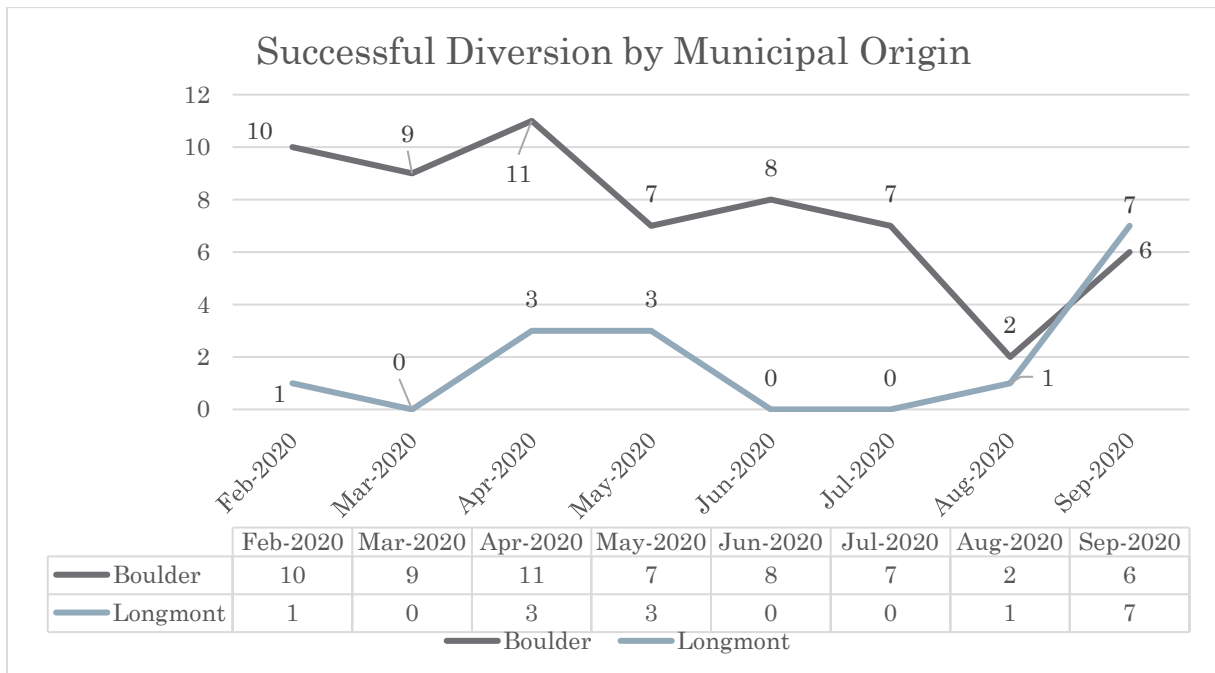
⁸ Percentage does not equal 100% due to declination of response.

DIVERSION SERVICES

During the month of September, 29% (24) unique individuals experiencing homelessness were screened and referred to Diversion services. Of the 24 unique individuals 54% (13) were successfully diverted from sheltering systems with 92% (12) through reunification and 1 (8%) was diverted through transitional housing (Other).

In the City of Longmont, a total of \$2,641.47 (average \$377.36) of direct service dollars was provided during the month. In the City of Boulder, a total of \$1,769.90 (average \$294.98) of direct service dollars were provided in September.

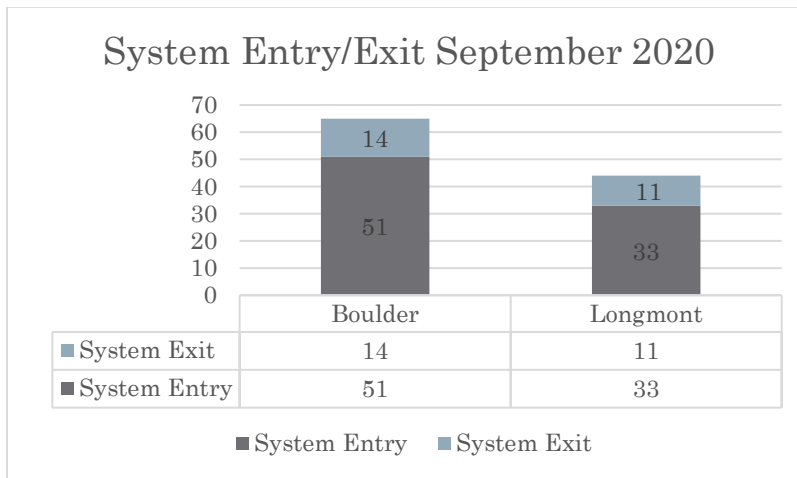
The following graph reflects the municipal origin of successful diversion services.



HOUSING OUTCOMES

The following data and charts reflect individuals experiencing homelessness who have exited the homeless services system to a stable housing outcome. ***It is important to note that the data reflected in the following charts reflect Housing Outcomes via system entry and exit are not the same individuals.***

System Entry/Exit September 2020



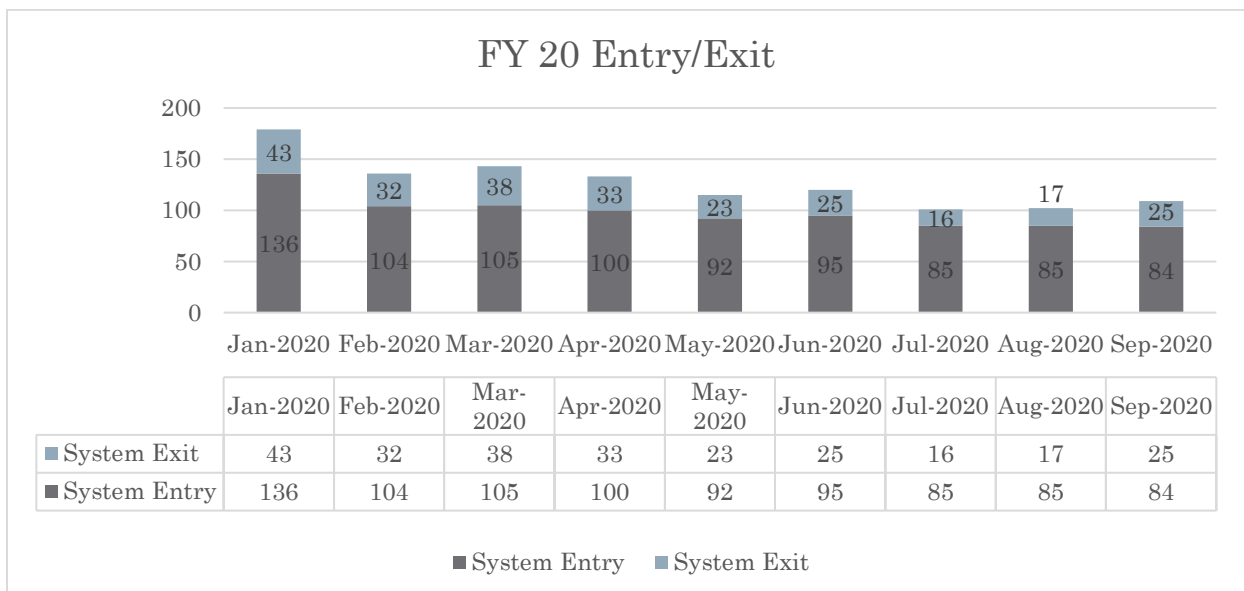
System Entry/Exit

During the month of September 2020, 25 (30%) individuals exited the HSBC system into a stable housing outcome.

Fiscal Year 2020 System Entry/Exit

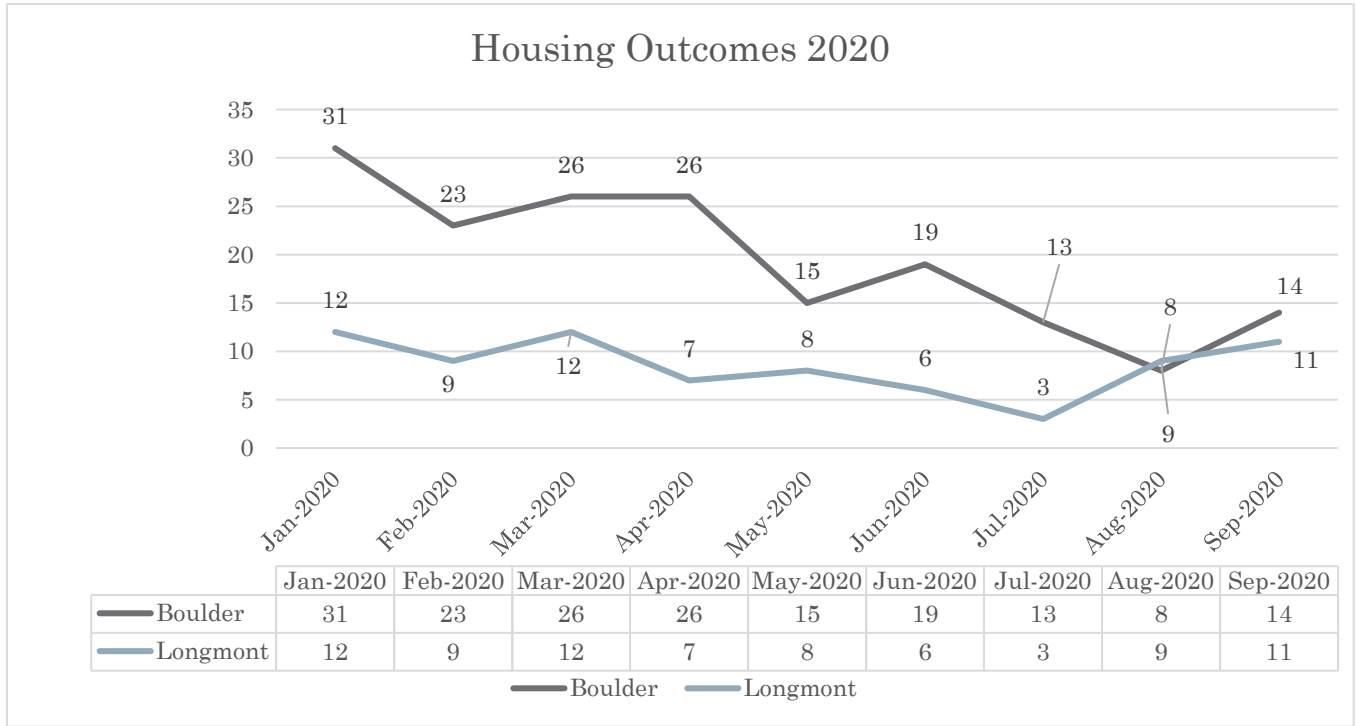
Since January 2020, on average, Homeless Solutions for Boulder County is exiting 28% of the system entry.

The following graph reflects the monthly system entry/exit data.



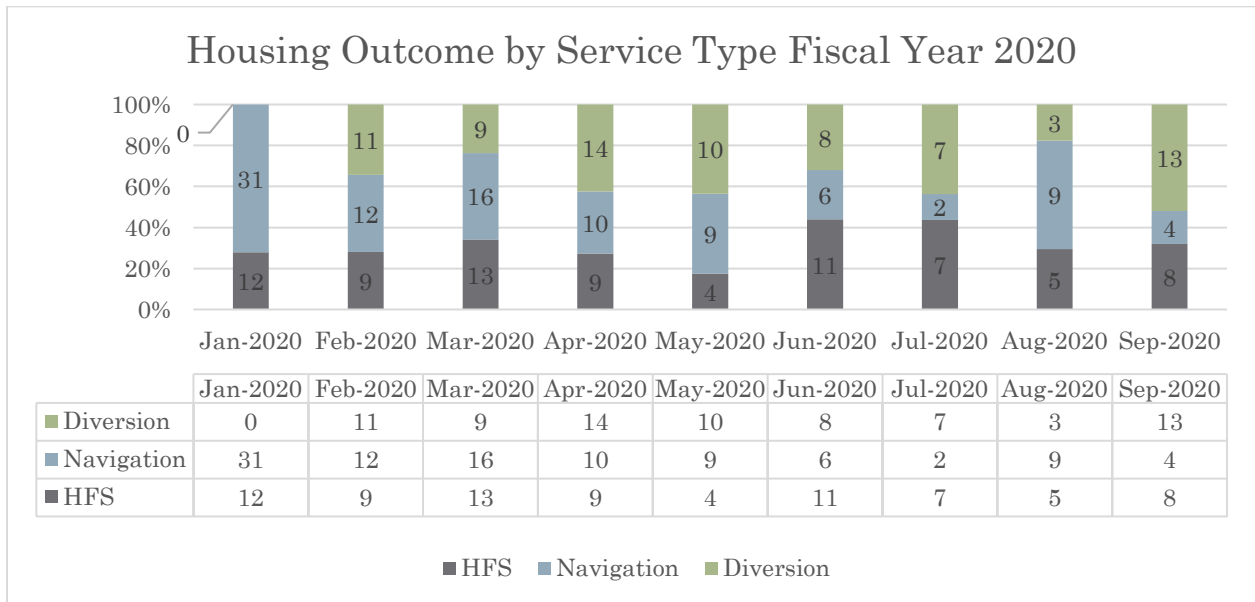
Housing Outcomes Fiscal Year by Coordinated Entry Initiated Site 2020

As reflected, a total of 252 individuals experiencing homelessness exited homelessness. The following data reflect the housing exits trends for the fiscal year of 2020.

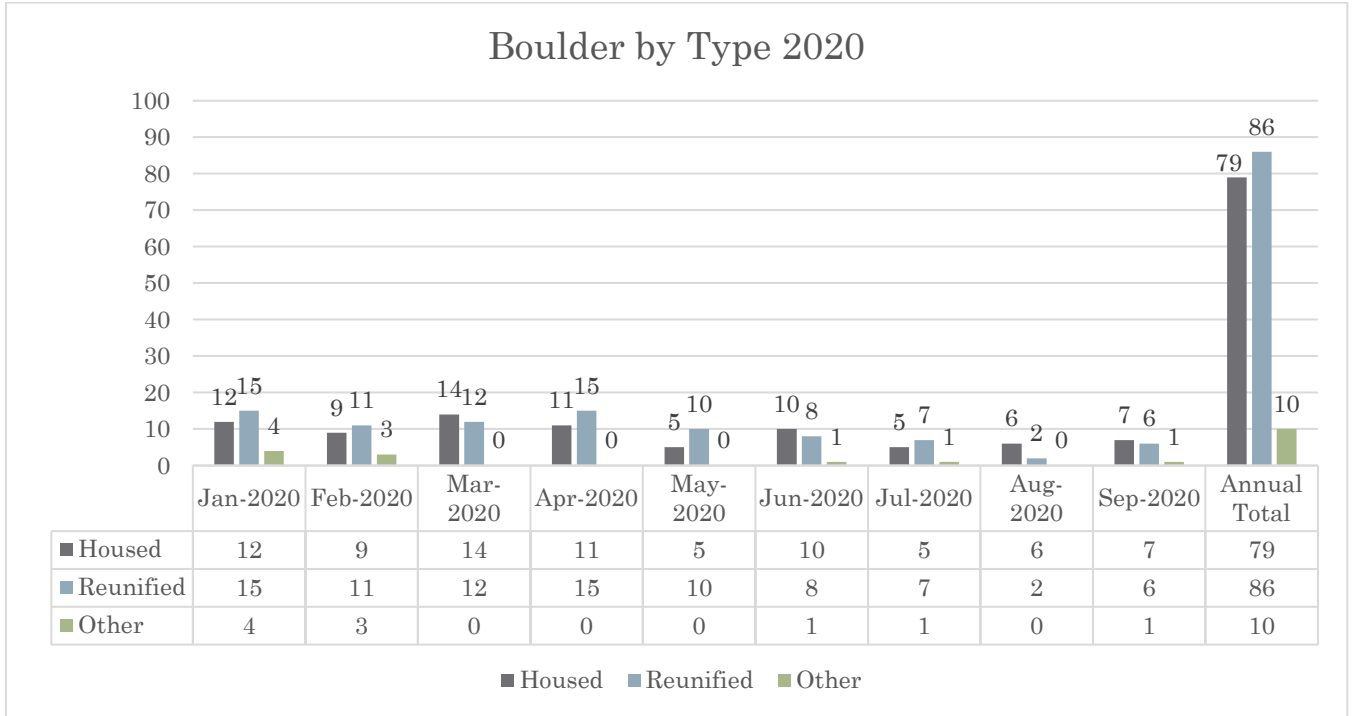


Housing Outcome by service type 2020

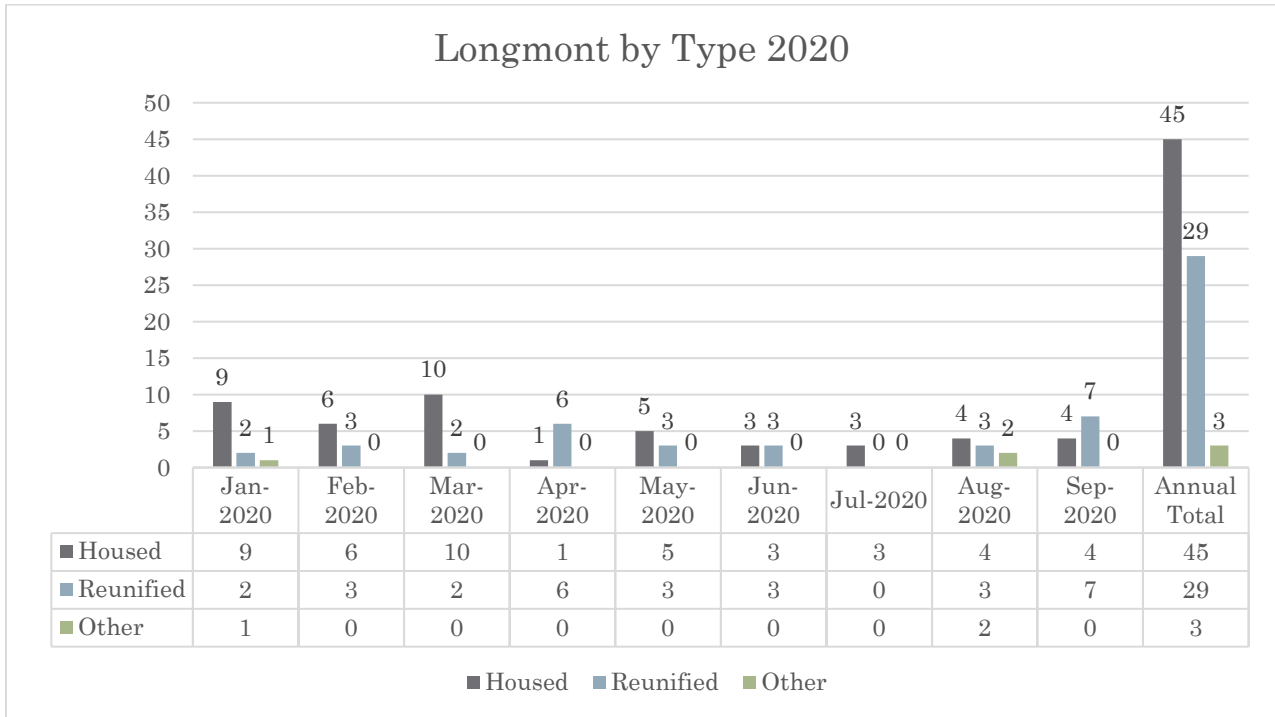
The following data reflect the service type resulting in a housing outcome for the fiscal year 2020. These charts also integrate the housing outcomes of individuals screened to Diversion services.



Housing Outcome by Exit type City of Boulder 2020



Housing Outcome by Exit type City of Longmont 2020



WORKING GROUP PROGRESS

- **Systems working group** continues to meet two times per month. These meetings focus on emerging challenges, monitoring exit data, identifying data outcome measurement enhancements, reviewing and making recommendations for policy, and discuss any additional supports identified providers. In September, providers identified a need to have discussions and case challenging situations as they arise and work collaboratively to address the presenting client's needs.
- **Housing Exits working group** continues to identify and explore priorities with the influx of Emergency Solutions Grant funding as well as monitoring resource projections for 2021 to ensure HSBC housing priorities are met. The Sober Living Task force has identified Sober Living service models as a gap in the system and is currently in the process of mapping and identifying treatment-based needs throughout the county. This analysis will incorporate GIS mapping to identify geographic areas best suited to address these needs. Full recommendations to the Executive Board will be presented within the first quarter of 2021.
- **Management working group** did not meet in September to allow time to review feedback and create recommendations for the Executive Board. Restructuring recommendations will be provided to the Executive Board in December 2020.
- **Implementation Team** continues to address emerging issues, address and review policy recommendations as the emerge, create recommendations for system restructuring, and identify priorities for 2021.
- **High Utilizers working group** continues to be placed on hold during the pandemic due to lack of analytic support. However, HSBC met with Community Justice Services in September 2020 to discuss systemic alignment and identify opportunities to support each other's work as it relates to justice involved individuals who are experiencing homelessness.
- **Outreach working group** is actively administering the engagement survey. Upon completion of data collection efforts, outcomes will be shared, reviewed and discussed with the Executive Board.

ADDITIONAL UPDATES

- **Data and Evaluation** working group has been reestablished to identify full evaluation needs and strategies for 2021.
- **Communications** working group has been reestablished in partnership with Public Information Officers with Cities of Boulder and Longmont and Boulder County Community Services and Housing and Human Services. This group is currently working on proactive communications strategies as well as strategies to inform Landlords of upcoming State tenant law changes (effective January 1, 2020).
- **SAMHSA** grant have screened 102 individuals through year 2 for supportive services. Of these individuals 82 are currently enrolled in services with 68 currently housed⁹.
- **Boulder Municipal Department of Justice grant** was recently award to support transitional living situations for high court utilizers. HSBC and City of Boulder staff have worked with Judge Linda Cooke to identify Master Leasing options to support this grant funded effort.

⁹ Please review supplemental attached that reviews National Outcomes Measurement System (NOMS) for Year 2/Quarter 3 outcomes.

- **HSBC** submitted a response to the Department of Housings NOFA. The full funding request was for \$369,000 through CARES act allocation to support sanitation needs for the City of Boulder and outreach and emergency sheltering in the City of Boulder. In addition, HSBC submitted a second NOFA response for the renewal of the current street outreach funding (\$30,000).
- **HSBC** submitted, as was awarded, \$22,400 of CARES act funding from the County Commissioners to provided flip phones and prepaid minutes for individuals who are unhoused throughout the community to address connectivity to services barriers.