



Community Services Department

Sundquist Building • 3482 N. Broadway • Boulder, Colorado 80304 • Tel: 303.441.3560 • Fax: 303.441.4550
Mailing Address: P.O. Box 471 • Boulder, Colorado 80306 • www.bouldercountycommunityservices.org



Homeless Solutions for Boulder County Executive Board October 16, 2020, 8:00 - 10:00am Teams Meeting

Informational

8:00-8:45

- Public Comment
- System Data Update
- Overview of Diversion Qualitative Findings
- Outreach WG and Survey

Discussion items

8:45-9:30

- Longmont RV Update
- System Representation of EB
- Evolving thoughts on SWS
- Reschedule November Meeting

Member Updates

9:30-10:00

- CRC Update
- BThere Update
- Data Dashboard Update
- ESG Grants
- BH Data Breach
- Other County, COB, COL and MDHI Updates

[Join Microsoft Teams Meeting](#)

+1 720-400-7859 United States, Denver (Toll)

Conference ID: 464 761 448#

Homeless Solutions for Boulder County Executive Board
October 16, 2020, 8:00 - 10:00am
Teams Meeting

In Attendance: Jim Adams-Berger, Robin Bohannon, Vicki Ebner, Kurt Firnhaber, Heidi Grove, Alice Kim, Karen Kreutzberg, Angela Lanci-Macris, Matt Meyer, Karen Roney, Annie Scott

System Data Update

The Board discussed the need to further look at racial equity as related to the services being provided within each program, and specifically discussed the desire to better understand the racial and ethnic makeup of those being exited into housing.

Longmont RV Update

The City of Longmont requested consideration of temporary (3-6 months) sanctioned RV parking at the Boulder County Fairgrounds, specifically for those who are circumstantially living in RVs and are interested in moving towards a more stable housing option; this 3-6 month time period would allow for increased outreach and service provision for this population. This request comes as the City of Longmont looks to institute an ordinance banning RV parking on city streets. There was discussion that providing this space for RV parking would present difficulties in regards to public health and safety, and would require use of funds that could otherwise be put towards housing; it was also noted that it is challenging to withdraw a service once it has been implemented. Kurt Firnhaber motioned against sanctioning RV parking at the Boulder County Fairgrounds and recommended providing other resources to assist this population, including tokens for black and gray water dumping, hoteling as needed, etc. Angela Lanci-Macris seconded the motion. Additional discussion took place around the possibility of supporting these efforts with grants funds, though it was clarified that this potential funding source has not yet been secured and timing may make those funds inviable for this purpose; options for providing funds upfront were discussed. Karen Roney abstained from voting and the motion passed.

ESG Grants

The Homeless Solutions for Boulder County System is applying for Emergency Solutions Grant funding, including a request for \$180,000 in funds to be used for hoteling as bridge housing. Grant decisions will likely be available in mid-November and funding will be released immediately or by January.

Safe Parking Discussion

The Board discussed that HOPE is looking to apply for Emergency Solutions Grant CV 2 funding in the amount of 1 million dollars to expand safe parking services in the region, and requested a signed document from Homeless Solutions for Boulder County showing that the application is endorsed by the system. It was noted that the majority of Boulder City Council does not support expansion of this service, and that it could impact the viability of other regional applications for this same funding pool. Kurt Firnhaber motioned that the Homeless Solutions for Boulder County Executive Board not support an application for funds by HOPE to expand safe parking. It was also noted that Metro Denver

Homeless Initiative does not support safe parking. Robin Bohannon seconded the motion. All were in favor and the motion passed.

Severe Weather Shelter

Boulder City Council had a study session on Severe Weather Shelter services, and approved an additional \$200,000 towards the services.

Diversion and Serving Clients New to the Community

It was discussed that providing services for those who are new to the community has been challenging due to the narrow scope of services available, specifically for those who have been in the area less than six months; this includes those who have high chronicity. When Diversion services were implemented, it was assumed that a large number of clients would be divertible, but staff have since found that many do not have ties significant enough to provide viable Diversion options. It was noted that additional work is being done to connect clients to previous resources, where applicable; this has been added as a Diversion outcome. In addition, there was a recent decision to change eligibility criteria, and those who have been in the area for 24 out of the last 36 months can now receive services other than Diversion, even if they have not been in the area for a full six months consecutively. For those who are involved in Coordinated Entry and can demonstrate a jail stay or local justice system involvement, the six month residency requirement can be bypassed as well.

Outreach survey

The collection of system-wide outreach data will begin next week; a survey has been created to gather the information, and the data collection period will last for 30 days.

System Representation on Executive Board

The Board discussed whether or not it would be beneficial to have provider representation on the Executive Board. It was noted that giving this person the ability to vote could create a conflict of interest. It would also be difficult to have only one provider on the Board, as there are two contracted system providers currently. There was a suggestion that a provider representative be invited to meetings as needed to discuss relevant topics. It was requested that a recommendation be brought to the Board on this issue at the next meeting.

City of Boulder Update

It was noted that Wendy Schwartz is no longer primarily working on homelessness efforts; the City is hiring a new employee who will be assisting with this work. Boulder City Council has requested the exploration of the feasibility of providing additional winter season day services, especially within the afternoon timeframe. The BThere contract execution is near to being completed and hiring of relevant staff is in process. The COVID Recovery Center has maintained a low census recently, and the partnership with Broomfield and Jefferson counties is moving forward.

Bridge House Data Breach

The Board discussed that a Bridge House staff member recently disclosed confidential information that was procured from the Boulder County Connect database. This information was provided to both a reporter and the Boulder City Council line. Remediation of this issue is still in process. It was noted that the organization needs some level of access to the database in order to continue to report system-relevant data, and that it would be possible to have the access restricted to input-only, if needed. All agencies are being reminded of confidentiality policies pertaining to system data.

HOMELESS SOLUTIONS FOR BOULDER COUNTY: OCTOBER 2020 EXECUTIVE BOARD BRIEF

REPORT HIGHLIGHTS

The following summary reflects a high-level overview of data points and narrative found in further detail throughout this report:

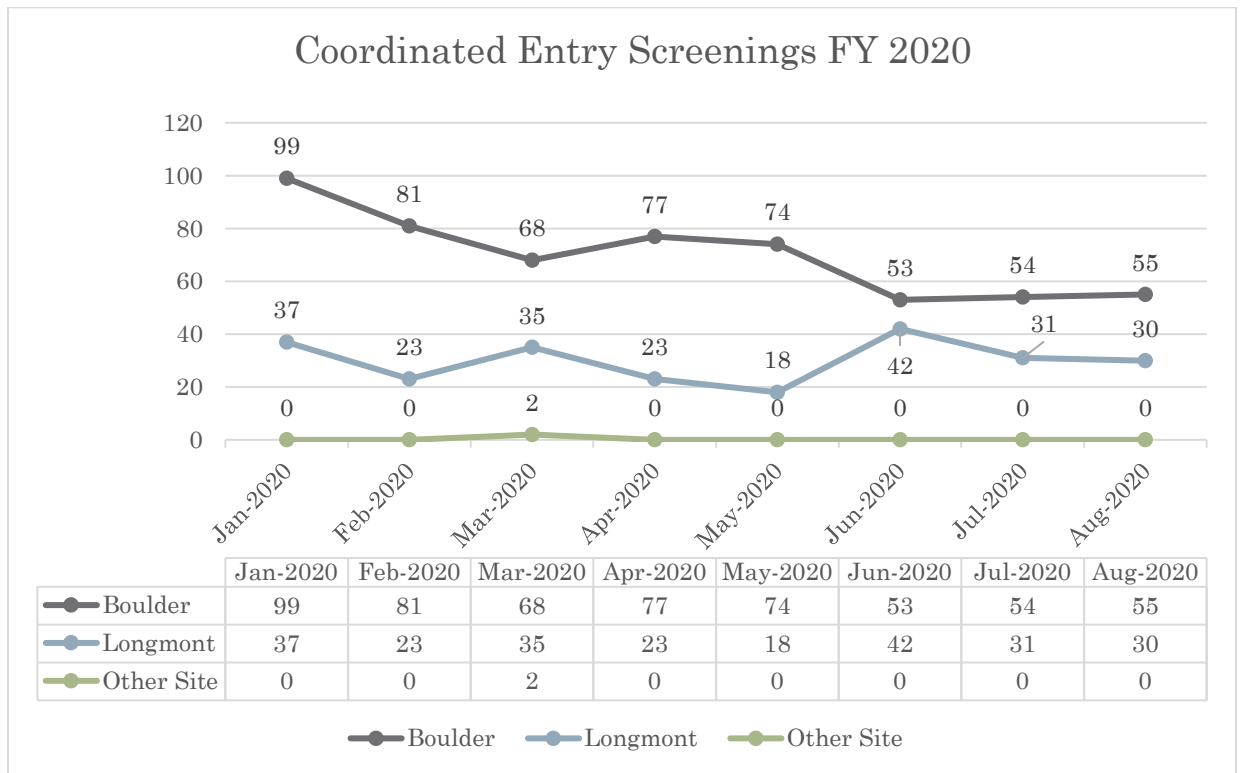
- 802 unique individuals have been screened through Coordinated Entry since January 2020.
 - 70% (561) screened in the City of Boulder
 - 30% (239) screened in the City of Longmont
- In August 2020, referrals to Housing Focused Shelter increased above the annual average in the City of Boulder (15/month) and returned to the annual average the City of Longmont (13/month) following an increase two months prior.
- In August 2020, 41 (48%) of individuals screened in reported being in Boulder County for less than six months.
 - 30 (55%) individuals screened at City of Boulder reported less than six months in Boulder County.
 - 11 (37%) individuals screened at City of Longmont reported less than six months in Boulder County.
- Since January 1, 2020, 78% (623) of those screened reported a homeless situation¹.
- Since January 1, 2020, 68% (549) reported a disabling condition at screening
- During the month of August 2020, 19 individuals exited the HSBC system into a stable housing outcome.
- 268 individuals experiencing homelessness exited homelessness since January 2020
 - 62 (23%) exited through Diversion services
 - 136 (51%) exited through Navigation services
 - 70 (23%) exited through Housing Focused Shelter services

¹ Per Housing and Urban Development definition

COORDINATED ENTRY

A total of 802 unique individuals experiencing homelessness were screened through Coordinated Entry between January 1, 2020 and August 31, 2020. As reflected below, the number of screenings completed in August continues to be lower than the annual average (70/month) in City of Boulder. However, City of Longmont has returned to average (30/month) following a significant increase in June 2020.

On average, 70% (561) presented in the City of Boulder, and 30% (239) presented in the City of Longmont.

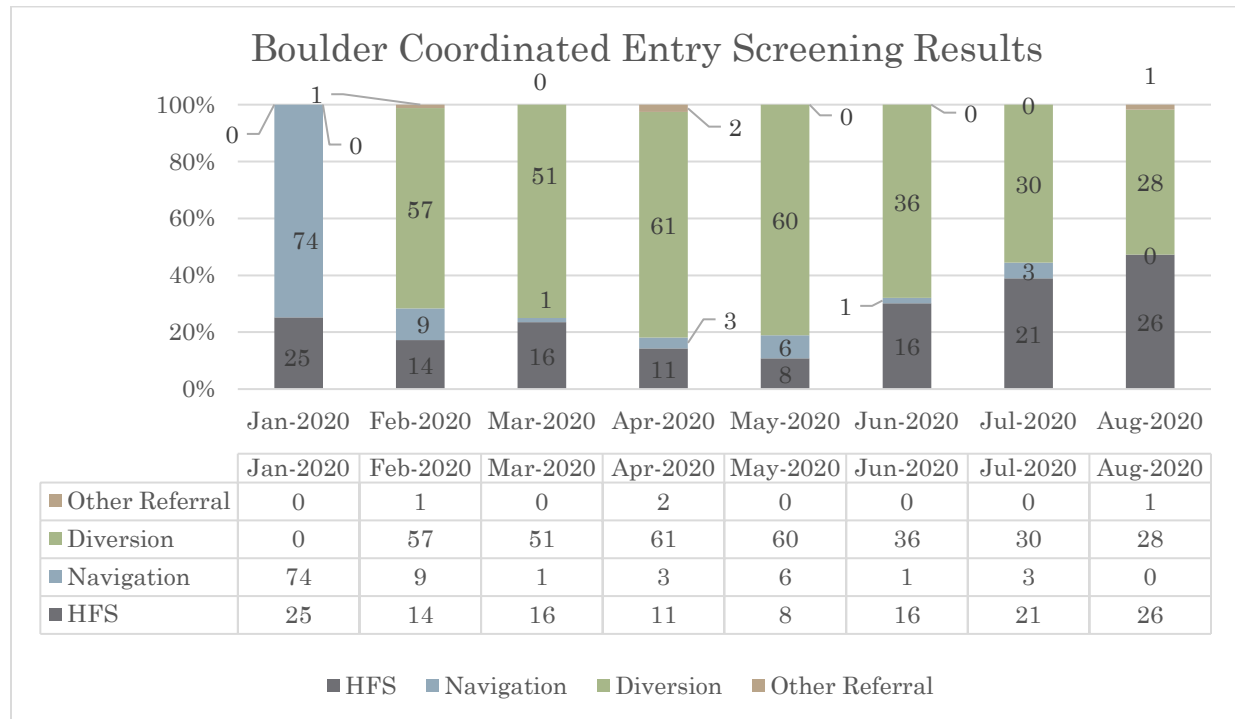


COORDINATED ENTRY SCREENING RESULTS PER LOCATION

City of Boulder

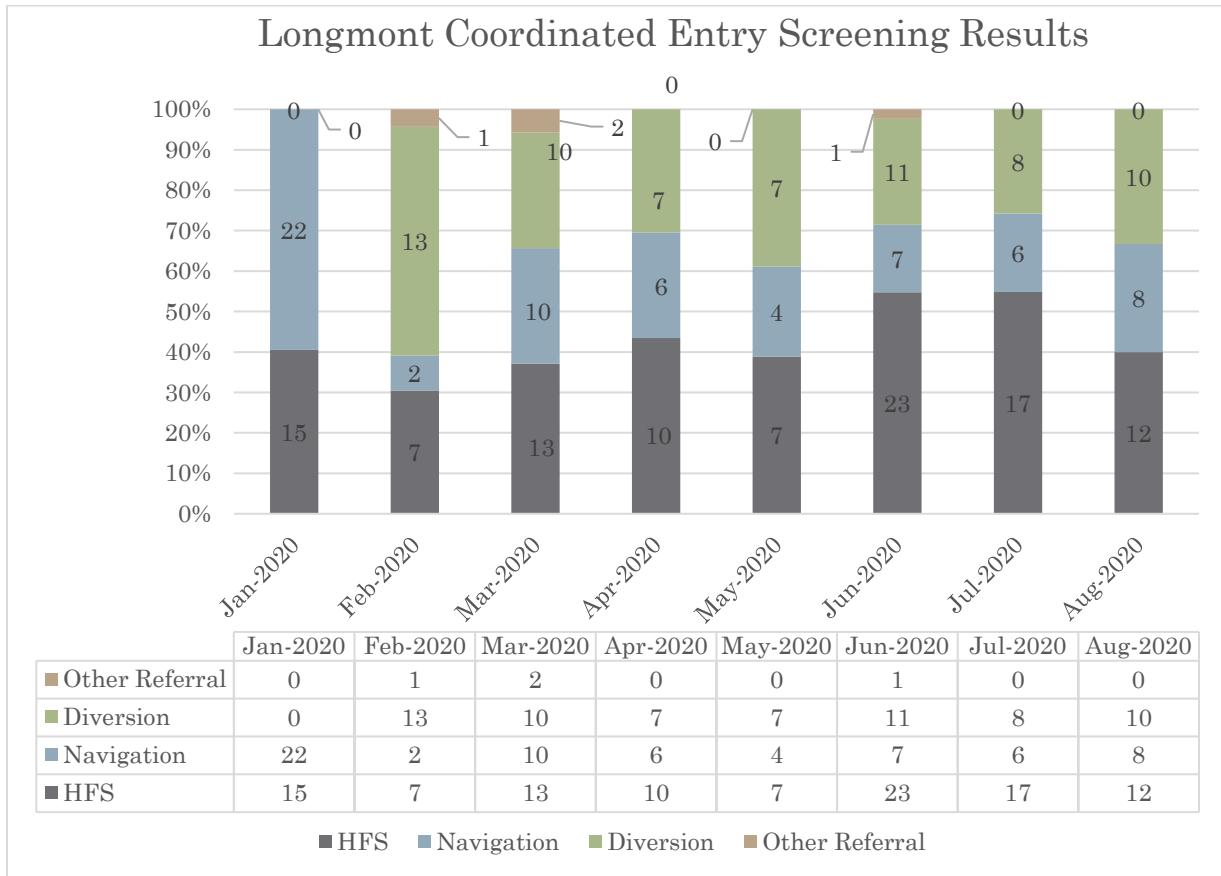
As reflected below, with the integration of Diversion services in February 2020, referrals to Navigation services continue to decline month over month in the City of Boulder. It is important to note that there were no referrals to Navigation services during the month of August.

Referrals to Housing Focused Shelter increased above the average (15/month) during the month of August. During the month of August, Diversion referrals reflect slightly over 50% of all referrals which is less than prior months. The additional referral was made to EFAA for services from Coordinated Entry.



City of Longmont

As reflected below, with the integration of Diversion services in February 2020, referrals to Navigation initially decreased in February but has continued to stabilize since the initial decrease (average 8/month). It is important to note, referrals to Housing Focused Shelter returned closer to annual average during the month of August (average 13/month) after two consecutive months of higher than average referrals.



CLIENT PROFILE

City of Boulder Length of Time in Boulder County

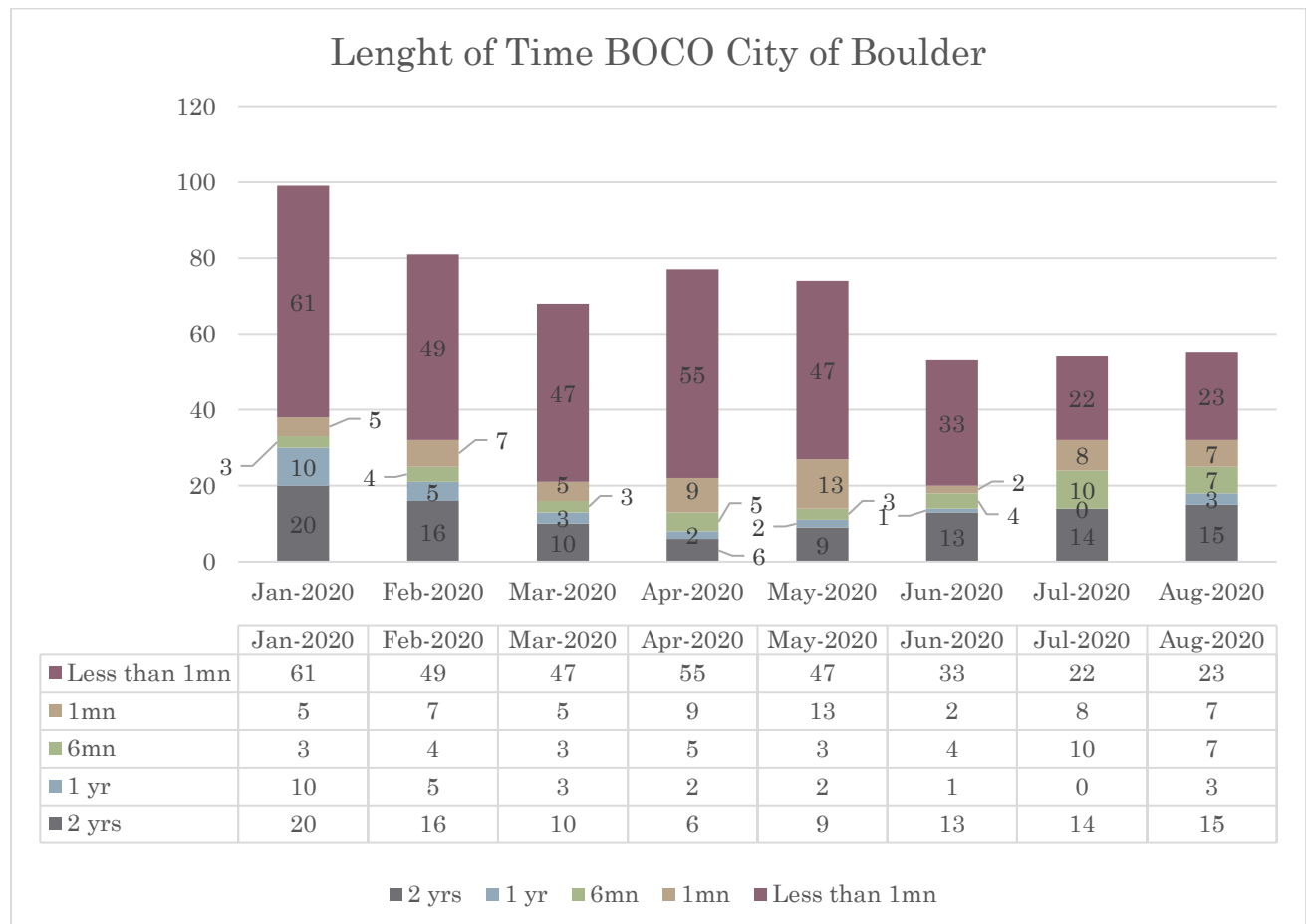
Of the 561 unique individuals experiencing homelessness presenting at Coordinated Entry between January 1, 2020 and August 31, 2020, 70% (393) reported being in Boulder County for less than six months.

In August 2020, of the 55 individuals screened, 45% (25) reported residing inside Boulder County prior to Coordinated Entry for six months or longer.

Of the individuals whom reported being in Boulder County for less than six months, 43% (13) reported residing within Colorado but not Boulder County with 54% (7) reported Denver as their last residence and 3 (23%) reported Fort Collins as their last place of residence.

Of those reporting last residence outside of Colorado (15, 50%), 6 (40%) reported Florida (2), Arizona (2) and Wyoming (2) as their last residence.

The below chart reflects the month to month trend regarding length of time residing in Boulder County as reported at Coordinated Entry.



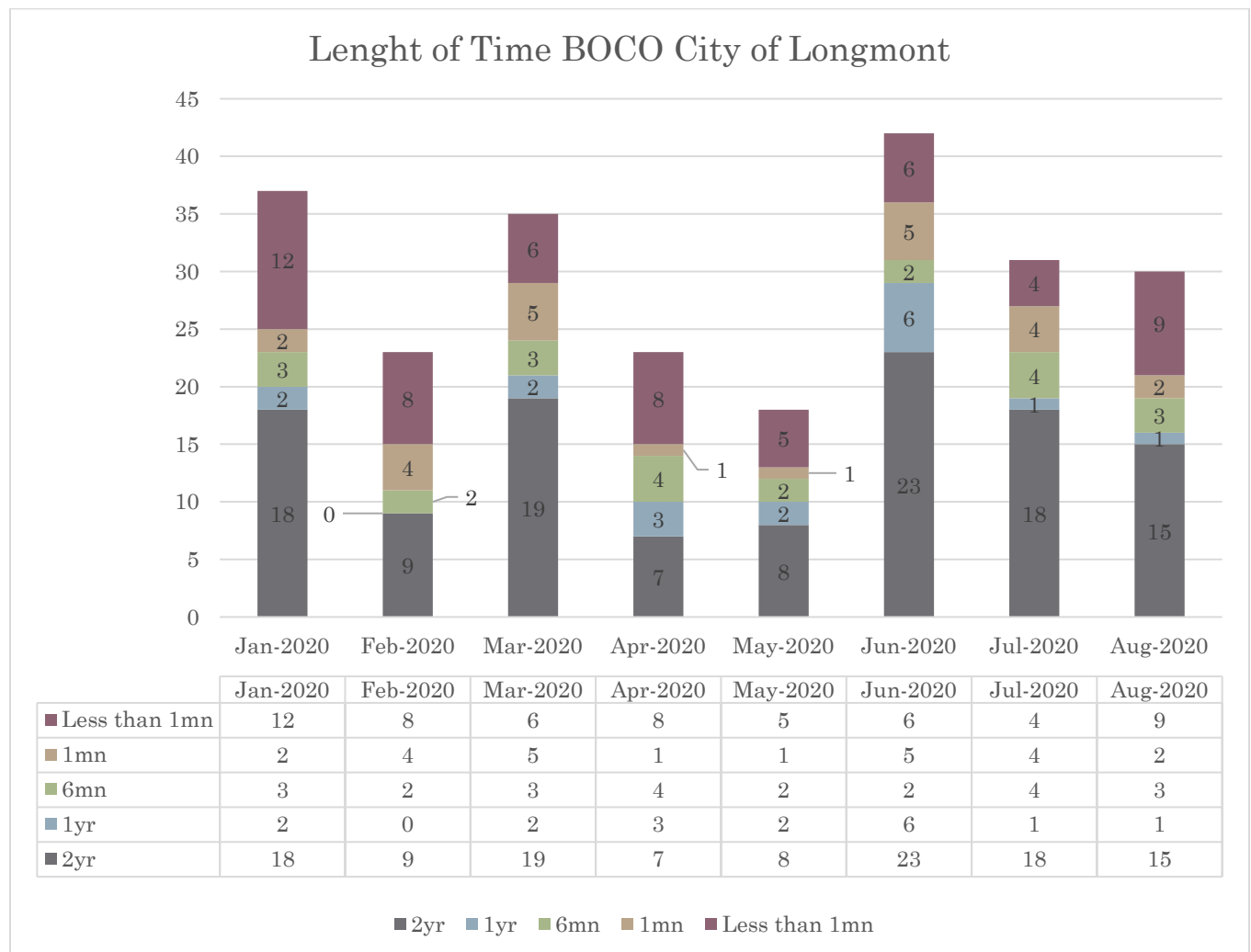
City of Longmont Length of Time in Boulder County

Of the 239 unique individuals experiencing homelessness presenting at Coordinated Entry between January 1, 2020 and August 31, 2020, 34% (82) reported being in Boulder County for less than six months.

In August 2020, of the 30 individuals screened, 19 (63%) reported residing inside Boulder County prior to Coordinated Entry for six months or longer. It is important to note that the City of Longmont did see an increase during the month of August in individuals disclosing less than six months in Boulder County.

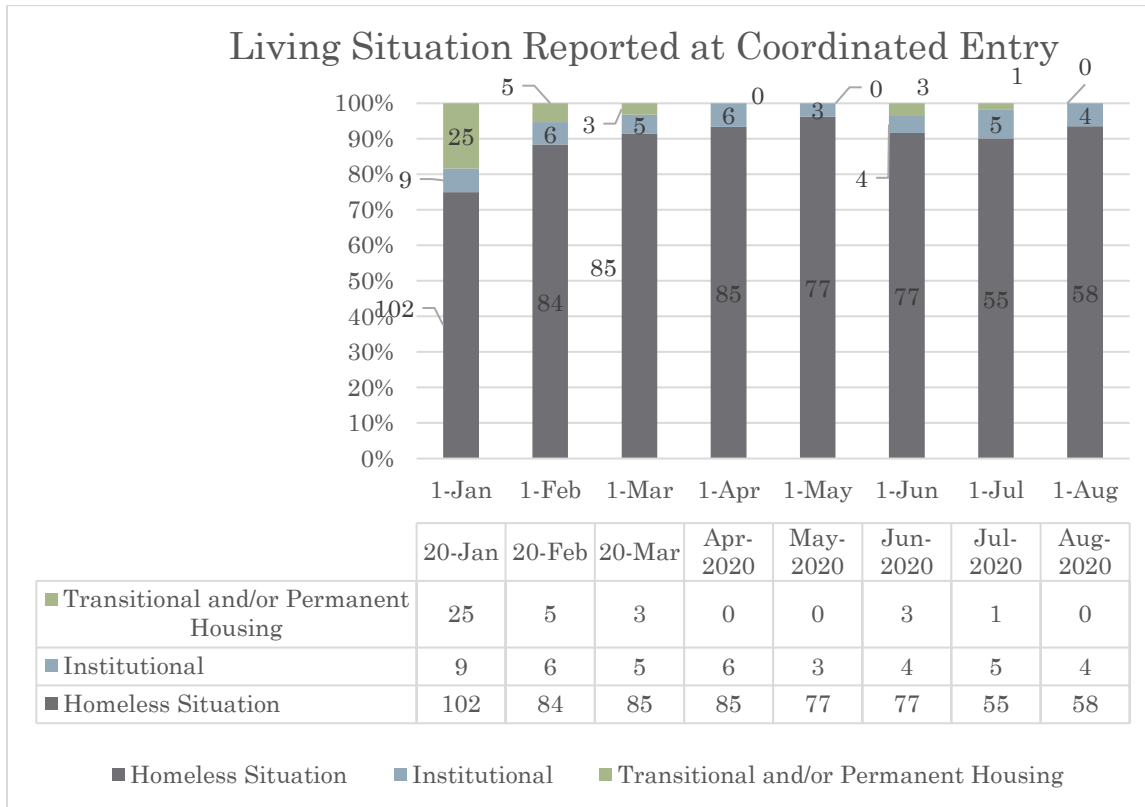
Of the individuals (11) who reported being in Boulder County for less than six months, 8 (73%) reported their last residence within Colorado but not in Boulder County, and 3 (27%) reported their last residence outside of the State of Colorado. Of those who reported from Colorado but not in Boulder County, 3 (40%) individuals reported Colorado Springs as their last residence and 2 (25%) reported their last residence as Denver.

The below chart reflects the month to month trend regarding length of time residing in Boulder County as reported at Coordinated Entry.



Boulder County Living Situation reported at Coordinated Entry

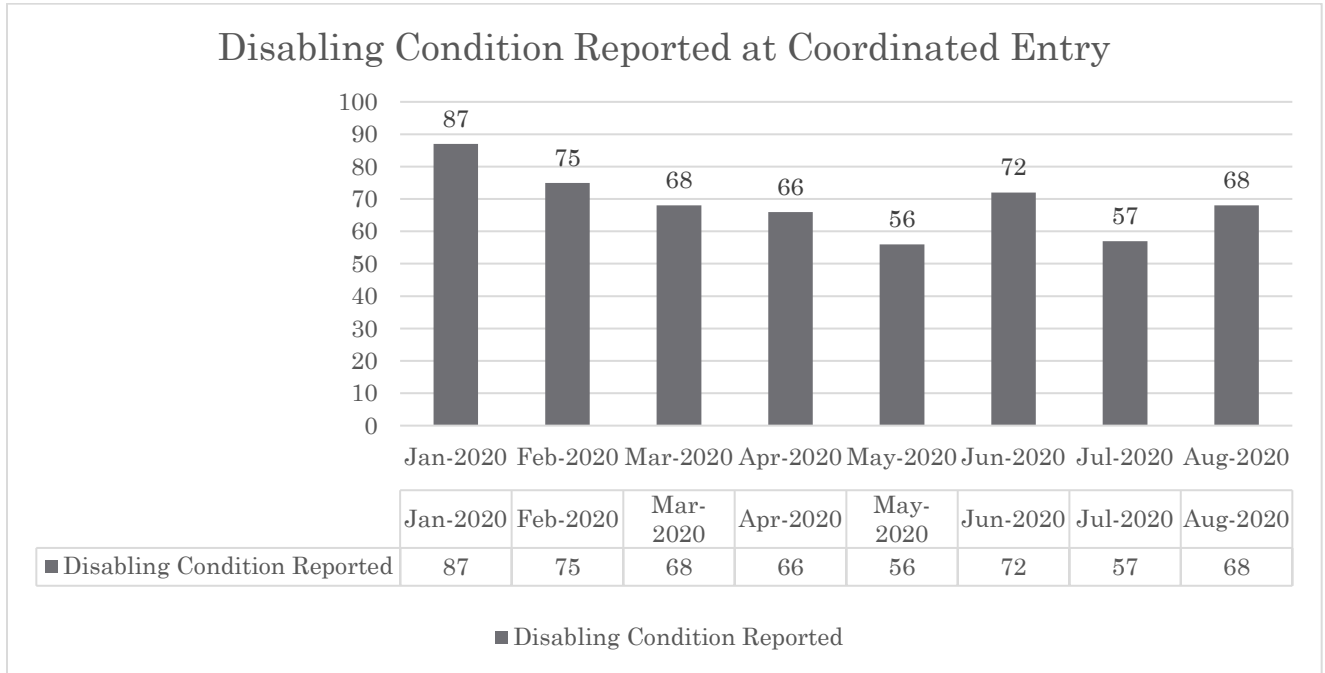
As reflected in the chart below, of the 802² unique individuals experiencing homeless screened at Coordinated Entry, a vast majority 78% (623) reported a homeless situation. These data have remained stable over time (with a variance of 1-2 percentage points month over moth) regarding an individual’s current living situation. It is important to note that with the moratorium on evictions expansion (through December 31, 2020) issued by the Center for Disease Control, the data reflects a continued and drastic decrease in individuals presenting at Coordinated Entry reporting Transitional and/or Permanent Housing situation prior to experiencing homelessness in comparison to pre-COVID.



² Totals reflected in chart do not add up to number of screenings. This is a result of not meeting the HUD definition of homeless situation reported at Coordinated Entry (i.e. couch surfing; living with family; etc.).

Boulder County Disabling Condition reported at Coordinated Entry

Of the 802 unique individuals screened for services through Coordinated Entry between January 1, 2020 and August 31, 2020, 68% (549) report a disabling condition. These data continue to remain stable and near the annual average with a few months which saw a drastic increase but returned to annual average the following month.



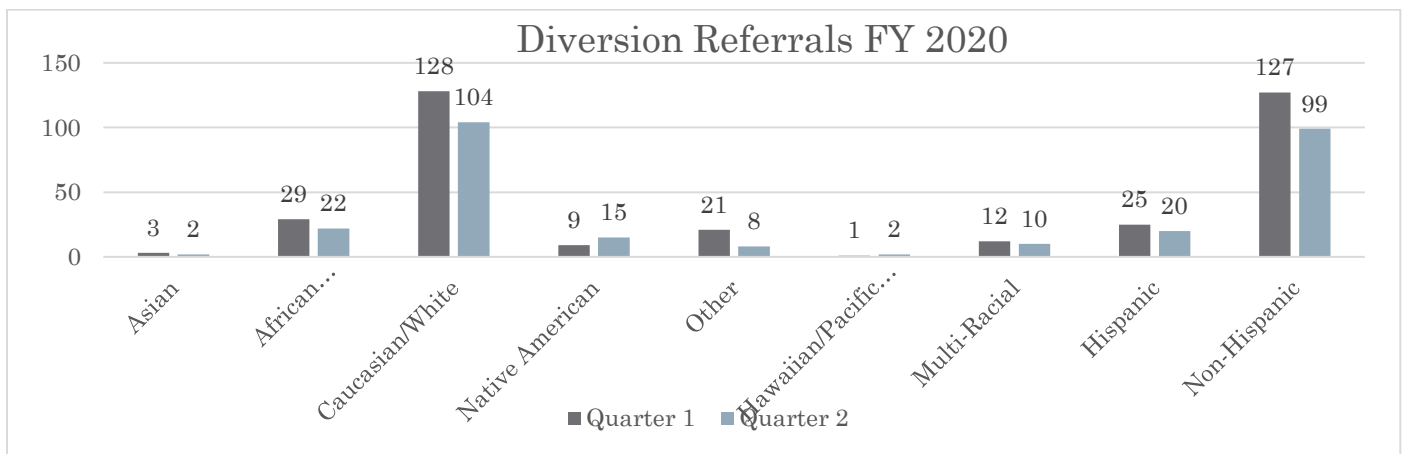
RACIAL EQUITY ACROSS SERVICE PROVISION³

As part of the County Commissioners identified priorities, the following information explores the racial and ethnic profile for clients presenting at Coordinated Entry and the referral outcome to services.

Across the system, individuals whom do not identify as Caucasian are overrepresented in the population experiencing homelessness.

The following chart(s), tables, and narrative reflect referral outcome over time as it relates to Ethnicity and Race. Each chart is presented per quarters. Quarter 1⁴ reflects February 2020-April 2020; Quarter 2 reflects May 2020-July 2020.

Diversion Referral Outcome



As reflected in the chart above and table below, there is an overrepresentation of people of color whom are referred to Diversion services. In comparison to the County demographics, the only racial and ethnic group that is not overrepresented are individuals whom identify as Asian.

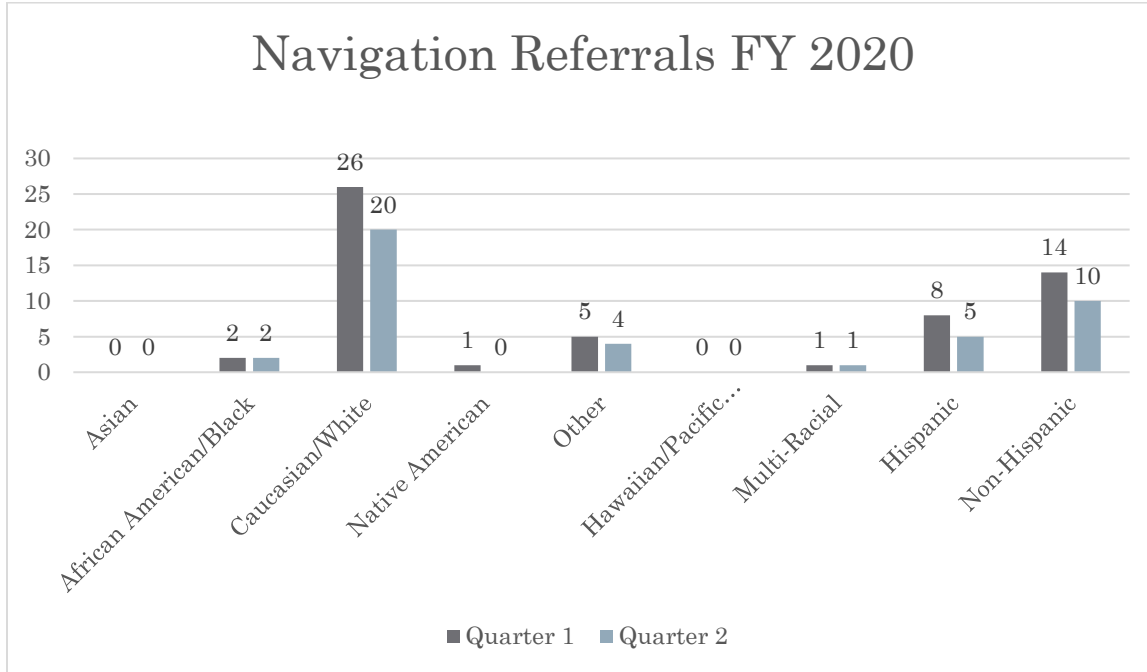
	Quarter 1	Quarter 2	Annual Average	County Demographics
Asian	2%	1%	1%	3%
African American/Black	15%	14%	15%	1%
Caucasian/White	64%	68%	66%	89%
Native American	5%	10%	7%	1%
Other	11%	5%	8%	5%
Hawaiian/Pacific Islander	1%	1%	1%	>1%
Multi-Racial	6%	7%	6%	2%
Hispanic	13%	13%	13%	10%
Not Hispanic ⁵	64%	65%	64%	90%

³ These data will be updated for Quarter 3 in November 2020 as these data are reported on a quarterly basis.

⁴ Excludes January due to system changes with the integration of Diversion services.

⁵ Percentage does not equal 100% due to declination of response.

Navigation Referral Outcome

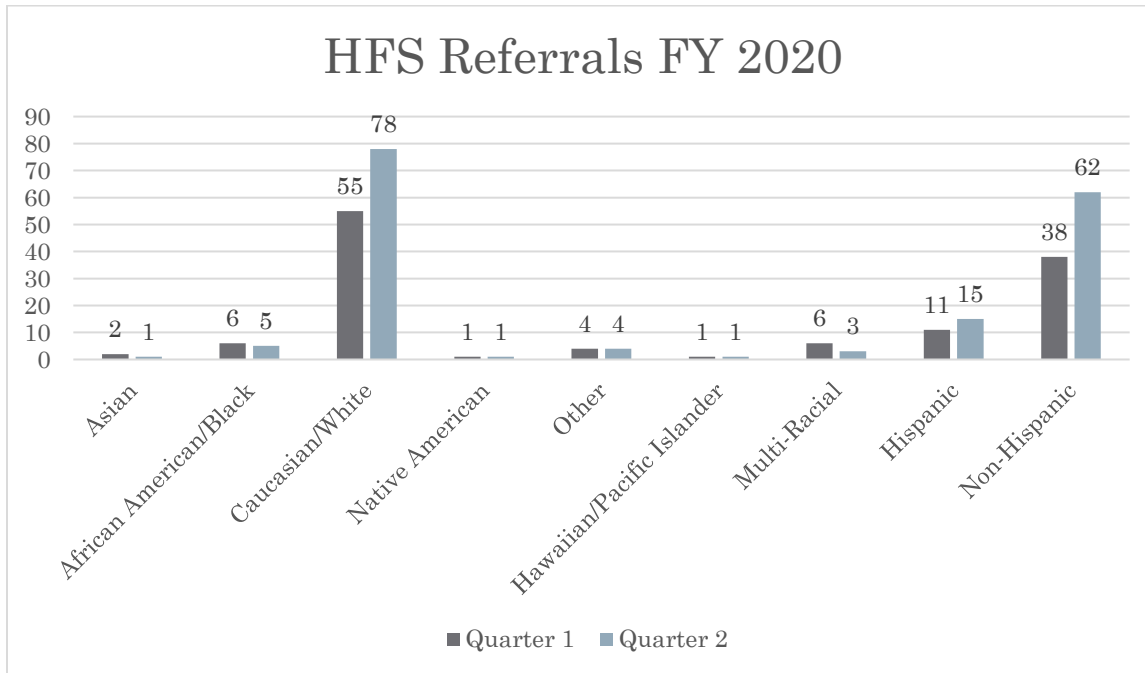


As reflected in the chart above and table below, there is an overrepresentation of people of color whom are referred to Navigation services. In comparison to the County demographics, the only racial and ethnic group(s) that is not overrepresented are individuals whom identify as Asian or Hawaiian/Pacific Islander.

	Quarter 1	Quarter 2	Annual Average	County Demographics
Asian	0%	0%	0%	3%
African American/Black	6%	7%	7%	1%
Caucasian/White	84%	74%	79%	89%
Native American	3%	0%	2%	1%
Other	16%	15%	16%	5%
Hawaiian/Pacific Islander	0%	0%	0%	>1%
Multi-Racial	3%	4%	3%	2%
Hispanic	26%	19%	22%	10%
Not Hispanic ⁶	45%	37%	41%	90%

⁶ Percentage does not equal 100% due to declination of response.

Housing Focused Shelter Referral Outcome



As reflected in the chart above and table below, there is an overrepresentation of people of color whom are referred to Housing Focused Sheltering services. In comparison to the County demographics, the only racial and ethnic group that is not overrepresented are individuals whom identify as Asian. Individuals who identify as Native American or Other reflect the County Demographic profile.

	Quarter 1	Quarter 2	Annual Average	County Demographics
Asian	3%	1%	2%	3%
African American/Black	8%	5%	7%	1%
Caucasian/White	77%	85%	82%	89%
Native American	1%	1%	1%	1%
Other	6%	4%	5%	5%
Hawaiian/Pacific Islander	1%	1%	1%	>1%
Multi-Racial	8%	3%	6%	2%
Hispanic	15%	16%	16%	10%
Not Hispanic ⁷	54%	67%	61%	90%

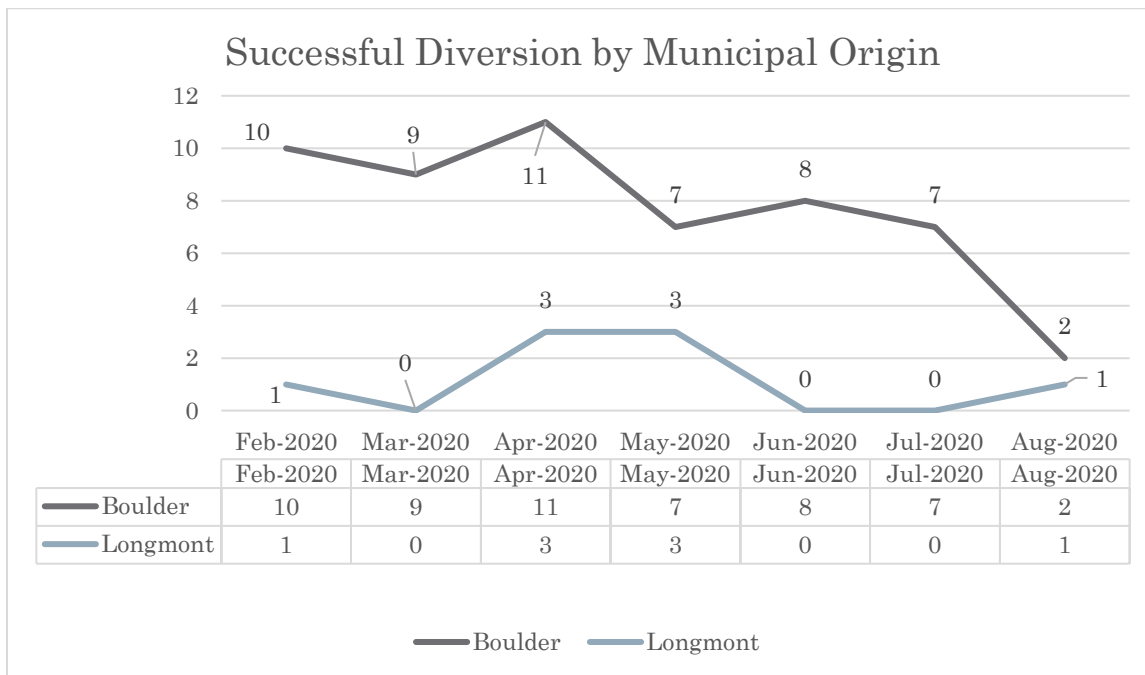
⁷ Percentage does not equal 100% due to declination of response.

DIVERSION SERVICES

During the month of August 45% (38) unique individuals experiencing homelessness were screened and referred to Diversion services. Of the 38 unique individuals 8% (3) were successfully diverted from sheltering systems with 100% (3) through reunification.

In the City of Longmont, a total of \$371.99 of direct service dollars was provided during the month. In the City of Boulder, a total of \$282.59 (average \$141.30) of direct service dollars were provided in August.

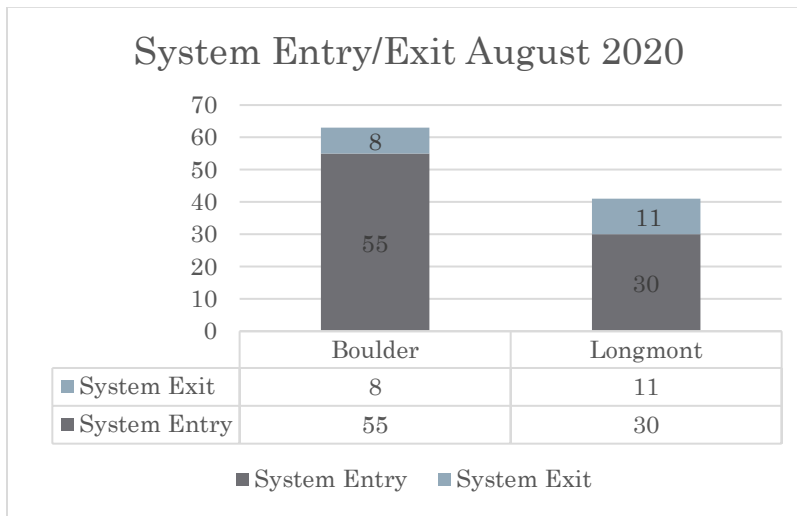
The following graph reflects the municipal origin of successful diversion services.



HOUSING OUTCOMES

The following data and charts reflect individuals experiencing homelessness who have exited the homeless services system to a stable housing outcome. ***It is important to note that the data reflected in the following charts reflect Housing Outcomes via system entry and exit are not the same individuals.***

System Entry/Exit August 2020



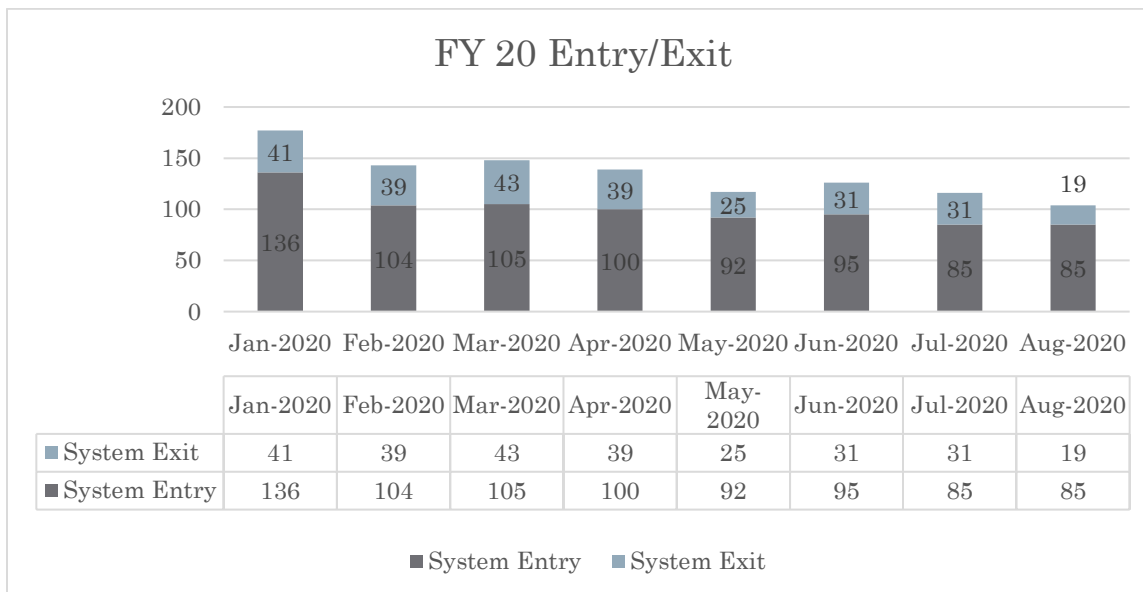
System Entry/Exit

During the month of August 2020, 19 (22%) individuals exited the HSBC system into a stable housing outcome.

Fiscal Year 2020 System Entry/Exit

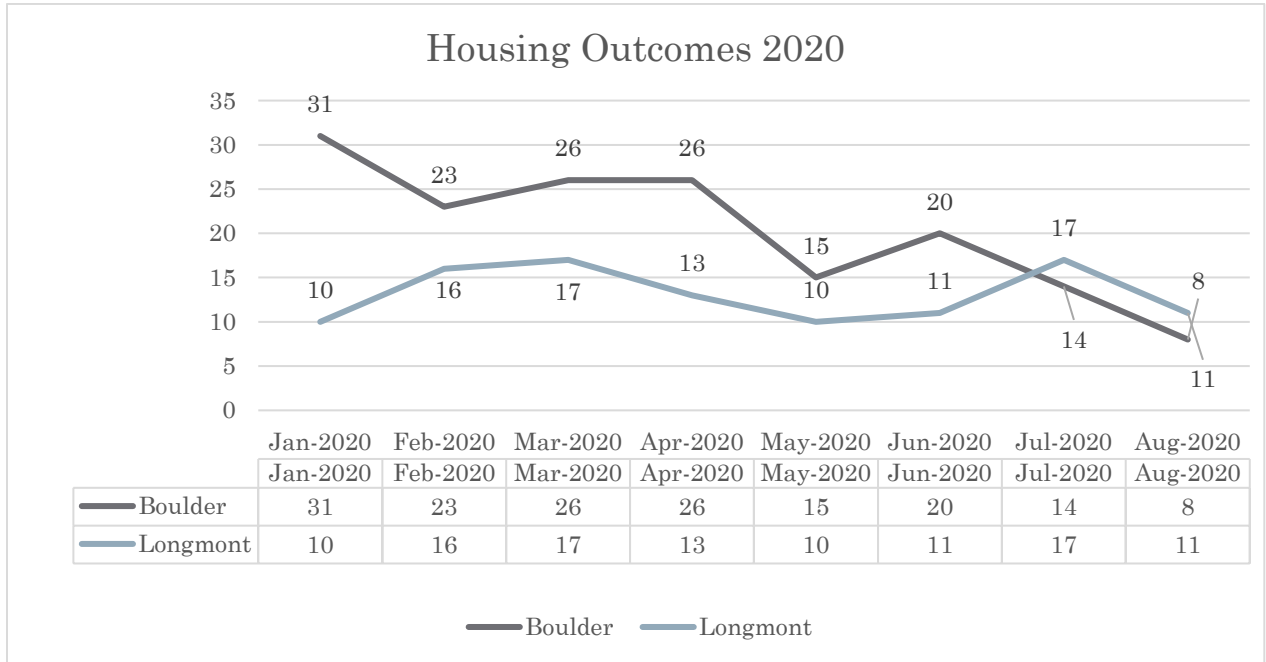
Since January 2020, on average, Homeless Solutions for Boulder County is exiting 33% of the system entry.

The following graph reflects the monthly system entry/exit data.



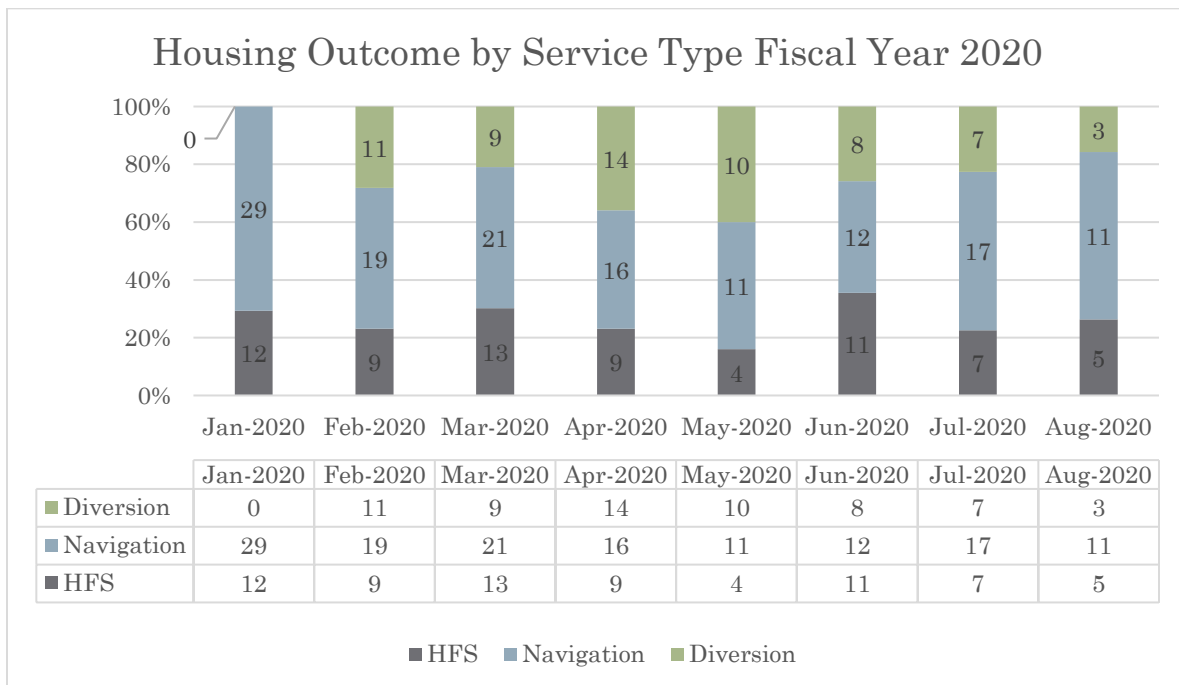
Housing Outcomes Fiscal Year by Coordinated Entry Initiated Site 2020

As reflected, a total of 268 individuals experiencing homelessness exited homelessness. The following data reflect the housing exits trends for the fiscal year of 2020.

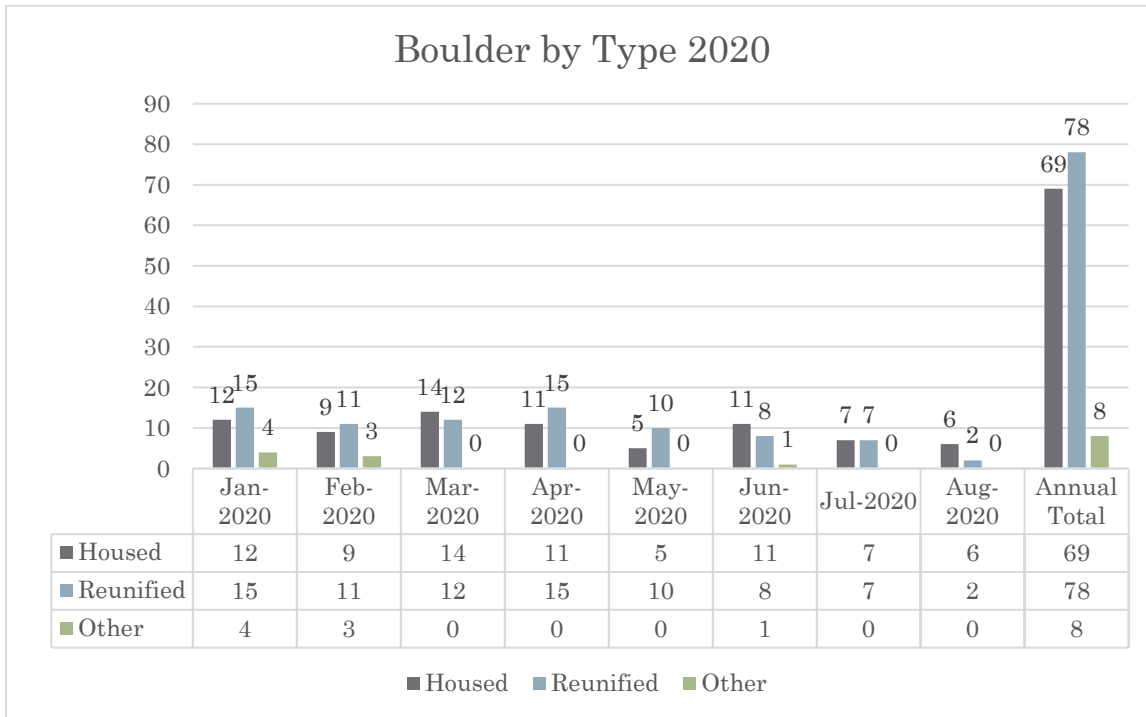


Housing Outcome by service type 2020

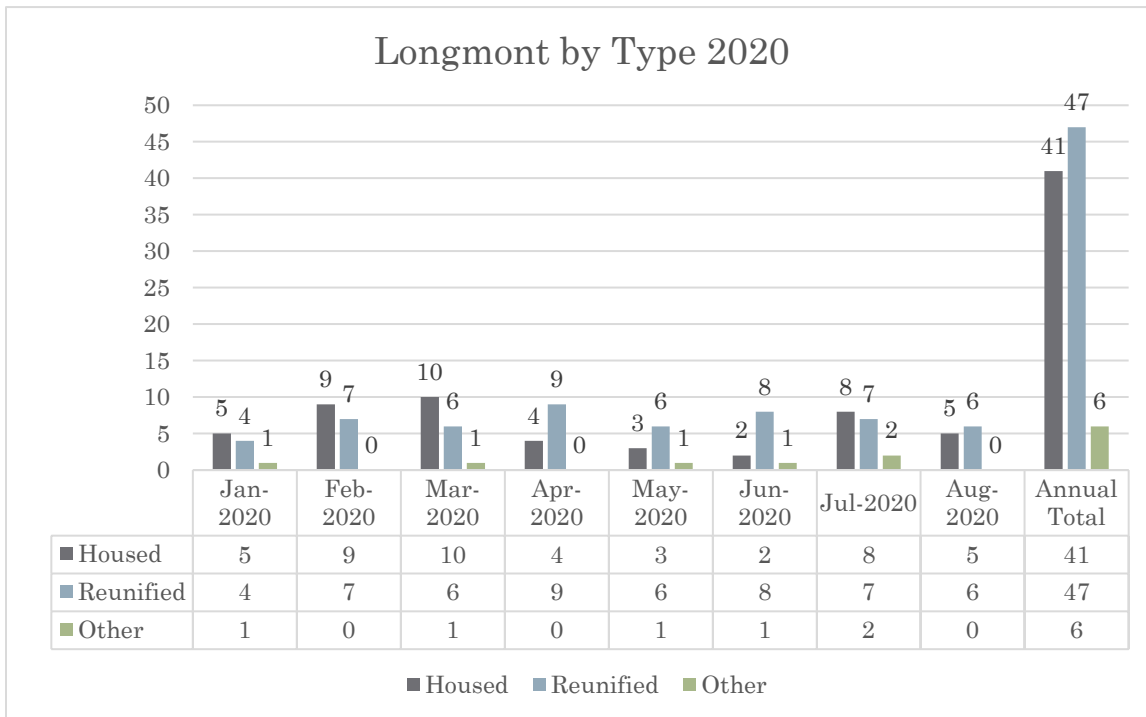
The following data reflect the service type resulting in a housing outcome for the fiscal year 2020. These charts also integrate the housing outcomes of individuals screened to Diversion services.



Housing Outcome by Exit type City of Boulder 2020



Housing Outcome by Exit type City of Longmont 2020



WORKING GROUP PROGRESS

- **Systems working group** continues to meet two times per month. These meetings focus on emerging challenges, monitoring exit data, identifying data outcome measurement enhancements, reviewing and making recommendations for policy, and any discuss any additional supports identified providers.
- **Housing Exits working group** continues to identify and explore priorities with the influx of Emergency Solutions Grant funding to ensure they meet HSBC housing priorities. The Sober Living Task force is currently reviewing best practices and intend to provide recommendations in the upcoming months.
- **Management working group** did not meet in August to allow time to review feedback and create recommendations for the Executive Board.
- **Implementation Team** continues to address emerging issues, address and review policy recommendations as the emerge, and identify priorities for 2021.
- **High Utilizers working group** continues to be placed on hold during the pandemic due to lack of analytic support.
- **Outreach working group** continues to meet and discuss avenues to engage clients who are unsheltered. The Outreach working group had previously identified a need to conduct a informative survey to obtain information on why individuals choose not to engage in Coordinated Entry or services they have been referred to. These questions, in collaboration with the group, have been drafted and will be implemented in the month of October 2020.

ADDITIONAL UPDATES

- **Nederland** began concluded their summer outreach and engagement efforts during the month of August, they report 112 individuals that they engaged with for the summer of 2020, a drastic decline from this time last year (2019) which was over 600 individuals. Nederland reports many successes with connecting individuals to services that concluded with employment, housing, sobriety, and education services. Additionally, they reported zero cases of COVID-19 during the summer months and did not have anyone screen symptomatic.
- **Veterans Affairs** continues to work with HSBC to identify avenues to ensure veterans are identified accurately in Boulder County as well as connected with appropriate services. Since adjusting the approach, HSBC has seen an increase in previously unidentified Veterans experiencing homelessness and has been able to connect them with the appropriate services.
- **HSBC** has worked with providers and partners to identify data enhancements in Navigation and Housing Exits. The changes have been submitted to BCC. Additionally, following the recommendations of the analysis for Diversion services, data enhancements have been implemented and have also been submitted to BCC.