



# Community Services Department

Sundquist Building • 3482 N. Broadway • Boulder, Colorado 80304 • Tel: 303.441.3560 • Fax: 303.441.4550  
Mailing Address: P.O. Box 471 • Boulder, Colorado 80306 • [www.bouldercountycommunityservices.org](http://www.bouldercountycommunityservices.org)



## Homeless Solutions for Boulder County Executive Board September 11, 2020 8:00 - 10:00am Teams Meeting

### Informational

**8:00-8:15**

- Public Comment
- System Data Update

### Discussion items

**8:15-9:30**

- Membership and incorporating persons with lived experience
- Bylaws review
- Severe Weather Shelter
- Communications about new landlord laws

### Member Updates

**9:30-10:00**

- Extending RFPs for one more year
- Sober Living Task Force
- BTHRE Status
- Boulder, Longmont and MDHI

### [Join Microsoft Teams Meeting](#)

+1 720-400-7859 United States, Denver (Toll)  
Conference ID: 464 761 448#

**Homeless Solutions for Boulder County Executive Board**  
**September 11, 2020 8:00 - 10:00am**  
**Teams Meeting**

**In Attendance:** Jim Adams-Berger, Robin Bohannon, Sarah Buss, Vicki Ebner, Kurt Firnhaber, Heidi Grove, Karen Kreutzberg, Angela Lanci-Macris, Matt Meyer, Karen Roney, Annie Scott

**Guest:** Alice Kim

**System Data Update**

The Board received an update regarding system data, including information around racial equity. The Board also requested demographics for housed clients be included moving forward. It was noted that the Board will receive a qualitative analysis report on the Diversion program at the next meeting. In addition, there was discussion around whether the program should continue to be called "Diversion;" this will be explored further.

**Membership and incorporating persons with lived experience**

Due to current vacancies on the Board, City of Boulder and City of Longmont will each consider whether there is a staff member who would be able to fill an additional representation slot. At the next meeting, the Board will also discuss the possibility of adding a sheltering representative. It was discussed that efforts towards better-incorporating lived experience into the system are being pursued as well.

**Bylaws review**

The Board decided that the tie vote language needed to be clarified. Karen Roney moved that a tie vote means a "no" vote. Matt Meyer seconded the motion. All were in favor and the motion passed.

**Sever Weather Shelter**

Boulder City Council will be discussing approval of the Severe Weather Shelter strategy at an upcoming meeting. It was noted that provision of Severe Weather Shelter will be based on weather triggers at the beginning and end of the winter season, and will be provided nightly in the middle of the winter season. In addition, there will be 20 hotel rooms available for COVID-related needs and 20 additional rooms available on critical weather nights in order to open up additional Severe Weather Shelter beds at Boulder Shelter for the Homeless. It was noted that use will be limited to 30 nights per season per client, and that Coordinated Entry Screening will be required upon use, with one grace night available. There will also be extended day services at Boulder Shelter for the Homeless from December 1<sup>st</sup> to March 15<sup>th</sup>. Kurt Firnhaber requested a vote of approval from the Board. After discussion around differing approaches to winter sheltering in the various municipalities, Kurt withdrew his request for a vote.

**Communication about New Landlord Laws**

New legislation was passed preventing income discrimination by landlords. The Board discussed the need for collaborative communication around this and other topics. The system will be taking steps

forward in the near future to create a proactive communication strategy between the City of Boulder, the City of Longmont and Boulder County.

#### **Landlord Assurance Fund**

It was noted that, though the use of the Landlord Assurance Fund has been minimal, it has likely assisted in opening lines of communication with landlords and providing an incentive to landlords when working with system clients.

#### **Extending RFPs for an Additional Year**

The recommendation to extend Coordinated Entry and Navigation contracts for another year has been approved; execution of these contracts is currently in process. There was discussion about strengthening language regarding in-the-field Coordinated Entry and an amendment will be executed with the provider to make this change. There will also be efforts, moving forward, to perform more comprehensive contract management.

#### **Sober Living Task Force**

It was noted that this group is exploring sober living models, with the goal of identifying best practices in order to make recommendations to the Executive Board about how the system might be able to incorporate this aspect of service delivery. The City of Boulder is also exploring to how to integrate this concept into a new housing development.

#### **BThere Program**

A contract amendment to begin this programming has been executed; the staff team will be starting their work shortly.

#### **Partner Updates**

The Metro Denver Homeless Initiative shared updates about funding status, especially noting the importance of funds for COVID-19 response and continued efforts towards equity in service provision. The City of Boulder provided an update around upcoming completion of construction at the new Coordinated Entry site in Boulder, and noted that over-the-phone services will continue until the building is ready. The City of Longmont shared that legislation around a ban on RV living on public streets in Longmont is moving forward; alternative solutions are being explored and there is a continued desire to connect impacted residents with Coordinated Entry services and permanent housing options. Boulder Housing Partners is receiving 21 additional mainstream vouchers, and the City of Boulder is providing the agency with additional resources for Permanent Supportive Housing.

## HOMELESS SOLUTIONS FOR BOULDER COUNTY: SEPTEMBER 2020 EXECUTIVE BOARD BRIEF

### REPORT HIGHLIGHTS

The following summary reflects a high-level overview of data points and narrative found in further detail throughout this report:

- 717 individuals were screened through Coordinated Entry since January 2020.
  - 71% (506) screened in the City of Boulder
  - 29% (209) screened in the City of Longmont
- In July 2020, referrals to Housing Focused Shelter increased above the average in the City of Boulder (15/month) as well as in the City of Longmont (13/month).
- In July 2020, 24 (44%) of individuals screened in the City of Boulder reported residing inside Boulder County prior to Coordinated Entry for six months or longer. of the 31 individuals screened in the City of Longmont, 23 (74%) reported residing inside Boulder County prior to Coordinated Entry for six months or longer.
- Across the system, individuals whom do not identify as Caucasian are overrepresented in the population experiencing homelessness.
- 79% (565) of those screened reported a homeless situation<sup>1</sup>.
- Since January 1, 2020, 67% (481) reported a disabling condition at screening
- During the month of July 2020, 31 individuals exited the HSBC system into a stable housing outcome.
- 249 individuals experiencing homelessness exited homelessness since January 2020
  - 59 (24%) exited through Diversion services
  - 125 (50%) exited through Navigation services
  - 65 (26%) exited through Housing Focused Shelter services

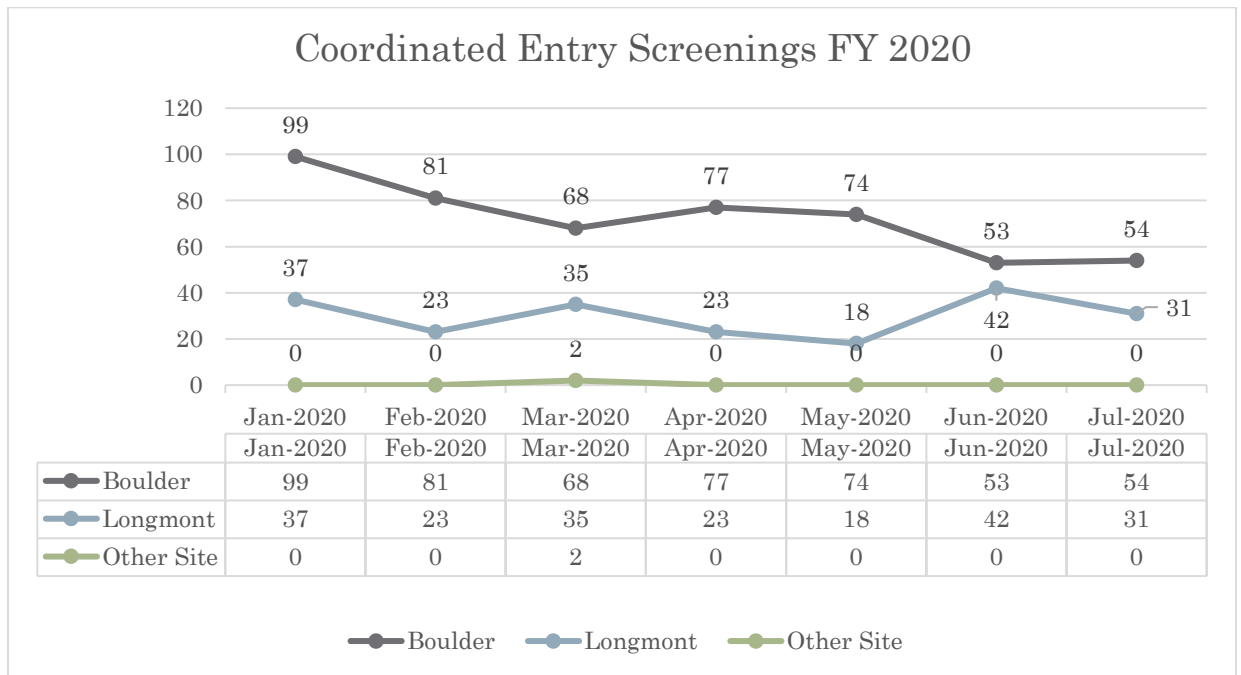
---

<sup>1</sup> Per Housing and Urban Development definition

COORDINATED ENTRY

A total of 717 unique individuals experiencing homelessness were screened through Coordinated Entry between January 1, 2020 and July 31, 2020. As reflected below, the number of screenings completed in July continues to be lower than the annual average (72/month) in City of Boulder. However, City of Longmont has returned closer to average (30/month) following a significant increase in June 2020.

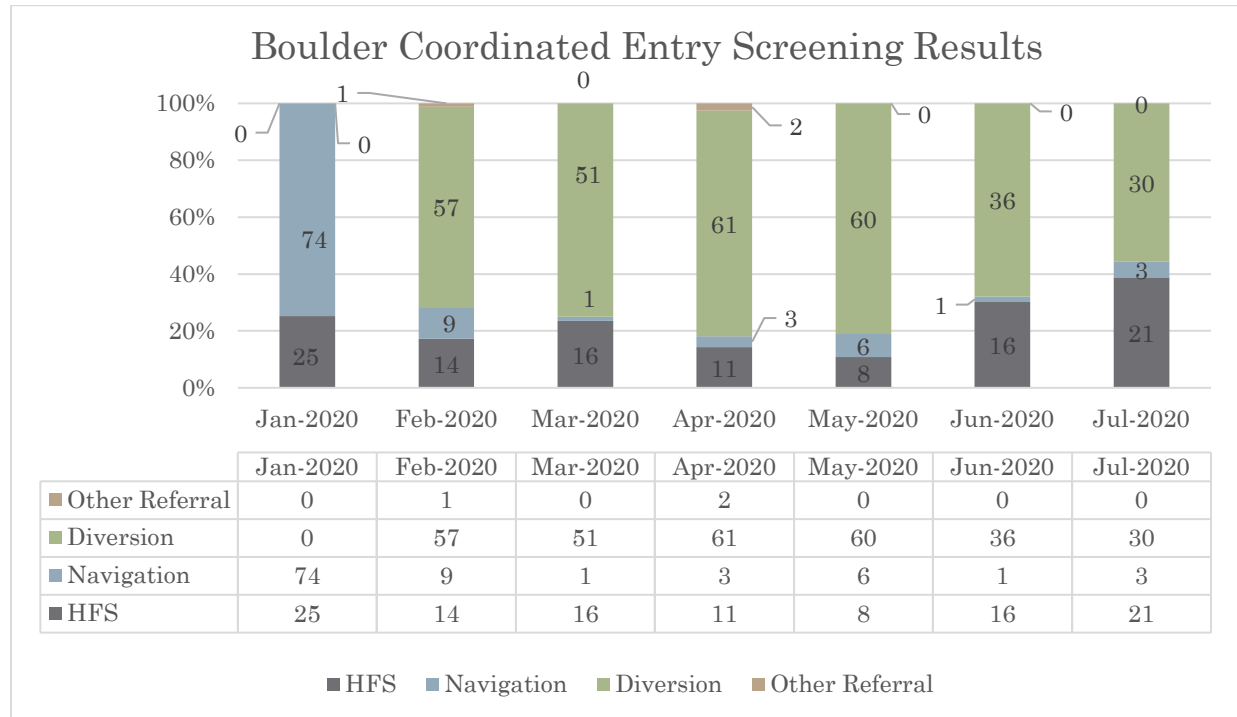
On average, 71% (506) presented in the City of Boulder, and 29% (209) presented in the City of Longmont.



COORDINATED ENTRY SCREENING RESULTS PER LOCATION

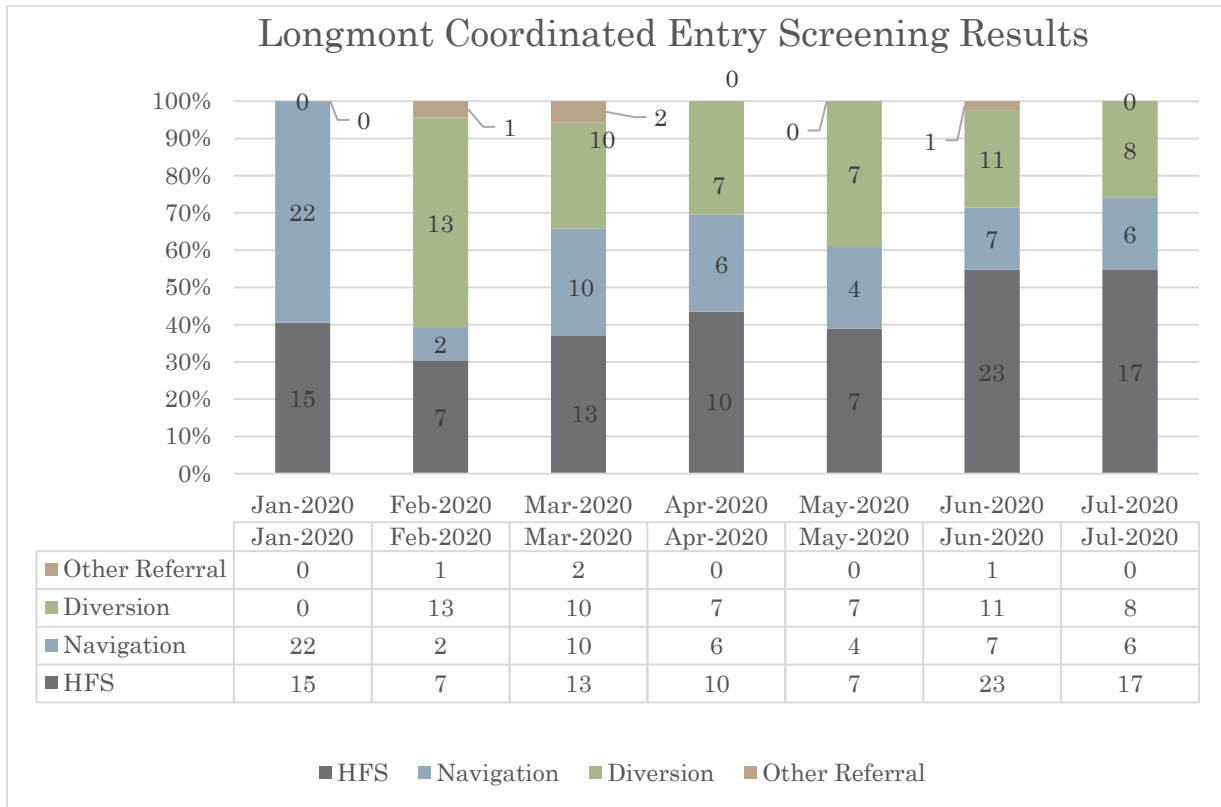
**City of Boulder**

As reflected below, with the integration of Diversion services in February 2020, referrals to Navigation services continue to decline month over month in the City of Boulder. Referrals to Housing Focused Shelter increased above the average (15/month) during the month of July. Diversion referrals continue to remain largest program referral source.



## City of Longmont

As reflected below, with the integration of Diversion services in February 2020, referrals to Navigation initially decreased in February but has continued to stabilize since the initial decrease (average 6/month). It is important to note, referrals to Housing Focused Shelter continue to remain higher than average for the month of July (average 13/month).



## CLIENT PROFILE

### City of Boulder Length of Time in Boulder County

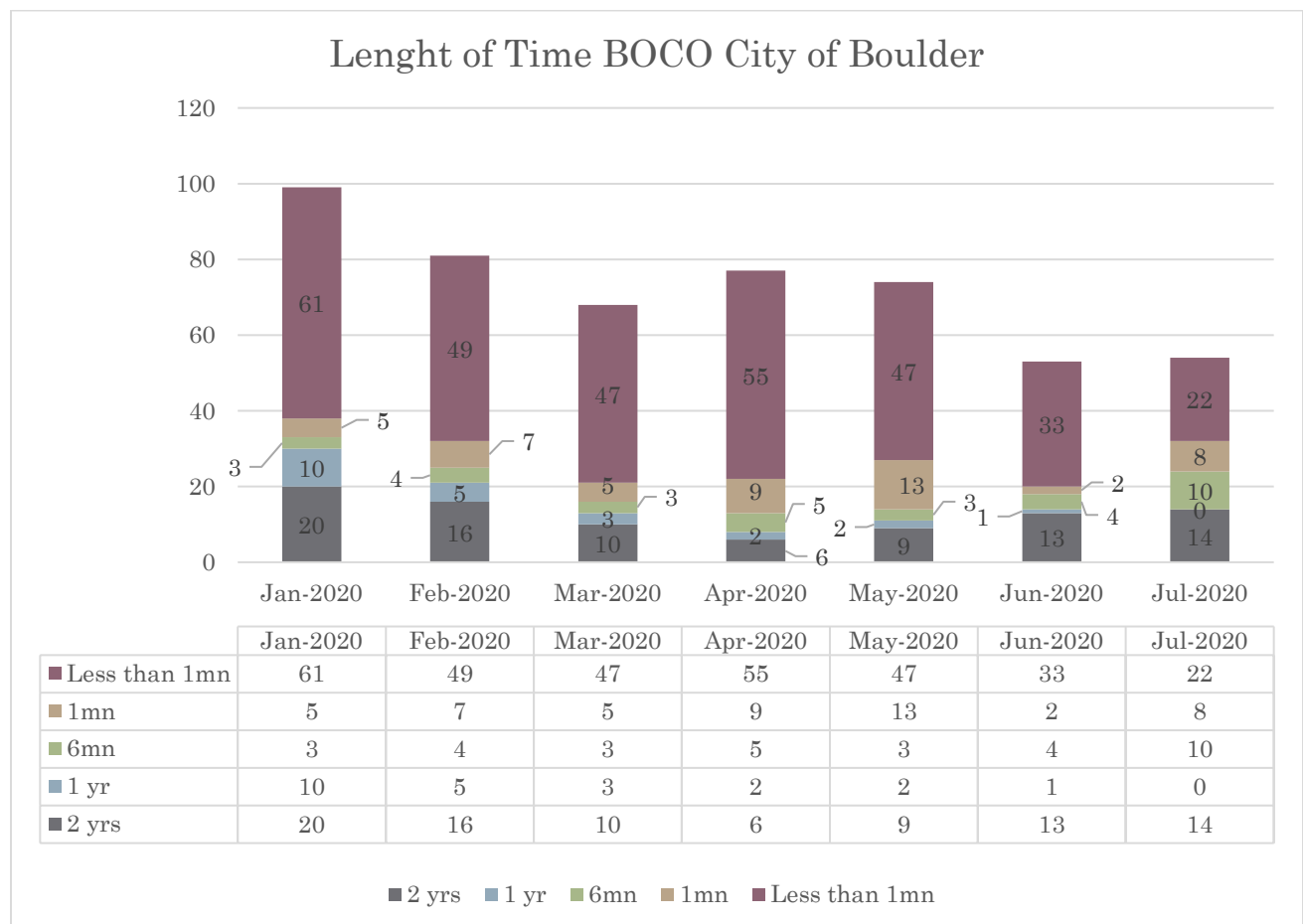
Of the 506 unique individuals experiencing homelessness presenting at Coordinated Entry between January 1, 2020 and July 31, 2020, 72% (363) reported being in Boulder County for less than six months.

In July 2020, of the 54 individuals screened, 44% (24) reported residing inside Boulder County prior to Coordinated Entry for six months or longer.

Of the individuals whom reported being in Boulder County for less than six months, 24% (13) reported residing within Colorado but not Boulder County with 54% (7) reported Denver as their last residence.

Of those reporting last residence outside of Colorado (14, 26%), 21% (3) reported Nebraska as their last residence.

The below chart reflects the month to month trend regarding length of time residing in Boulder County as reported at Coordinated Entry.





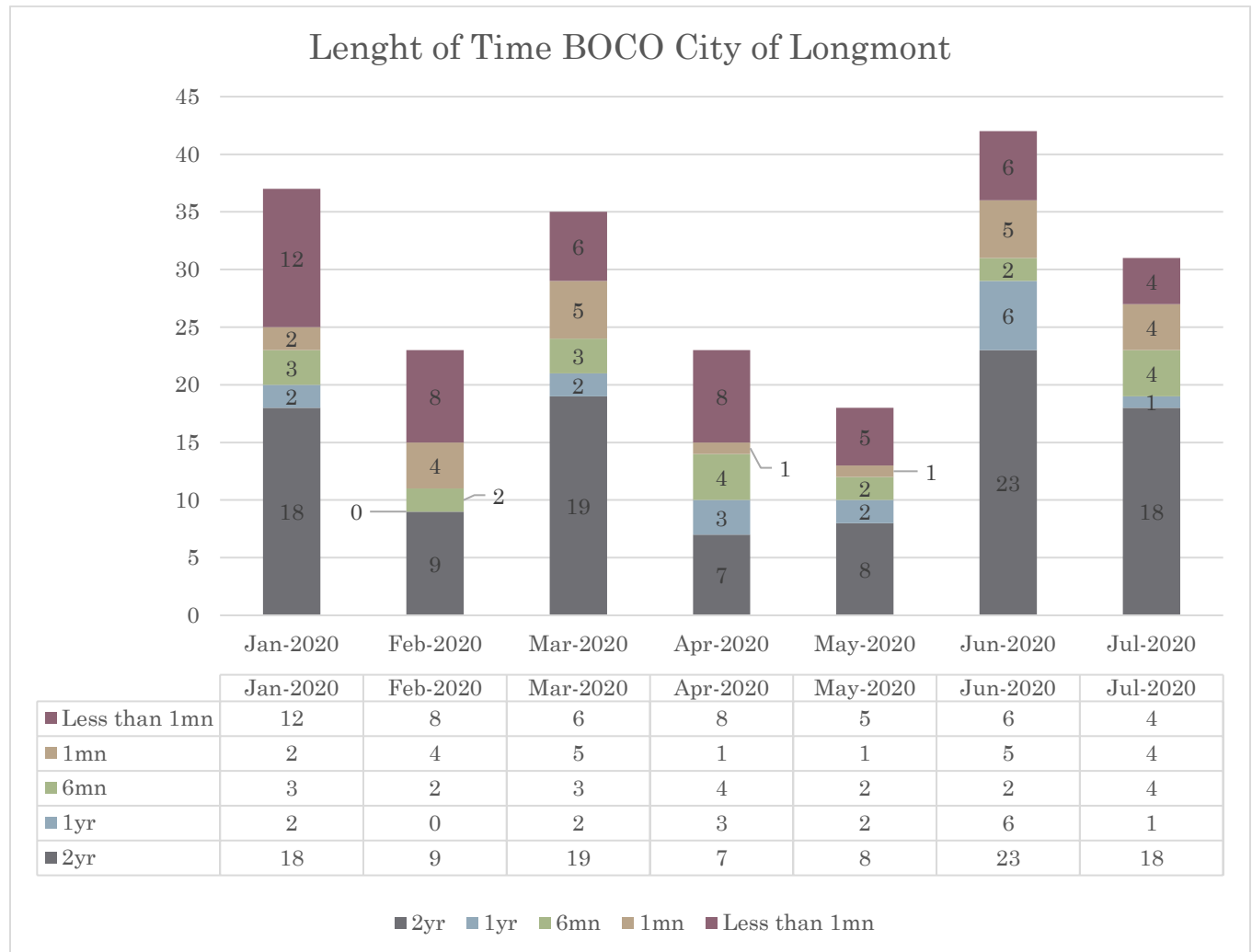
### City of Longmont Length of Time in Boulder County

Of the 209 unique individuals experiencing homelessness presenting at Coordinated Entry between January 1, 2020 and July 31, 2020, 34% (71) reported being in Boulder County for less than six months.

In July 2020, of the 31 individuals screened, 23 (74%) reported residing inside Boulder County prior to Coordinated Entry for six months or longer.

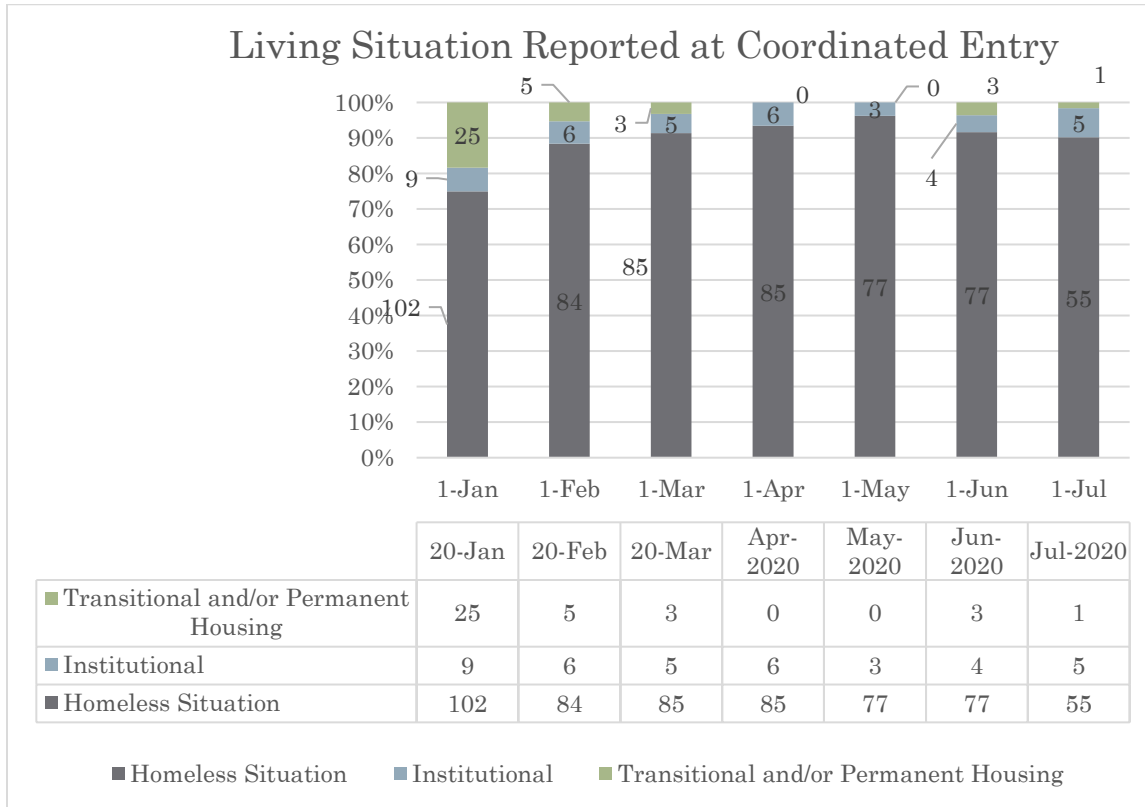
Of the individuals whom reported being in Boulder County for less than six months, 4 (13%) reported their last residence within Colorado but not in Boulder County, and 4 (13%) reported their last residence outside of the State of Colorado.

The below chart reflects the month to month trend regarding length of time residing in Boulder County as reported at Coordinated Entry.



## Boulder County Living Situation reported at Coordinated Entry

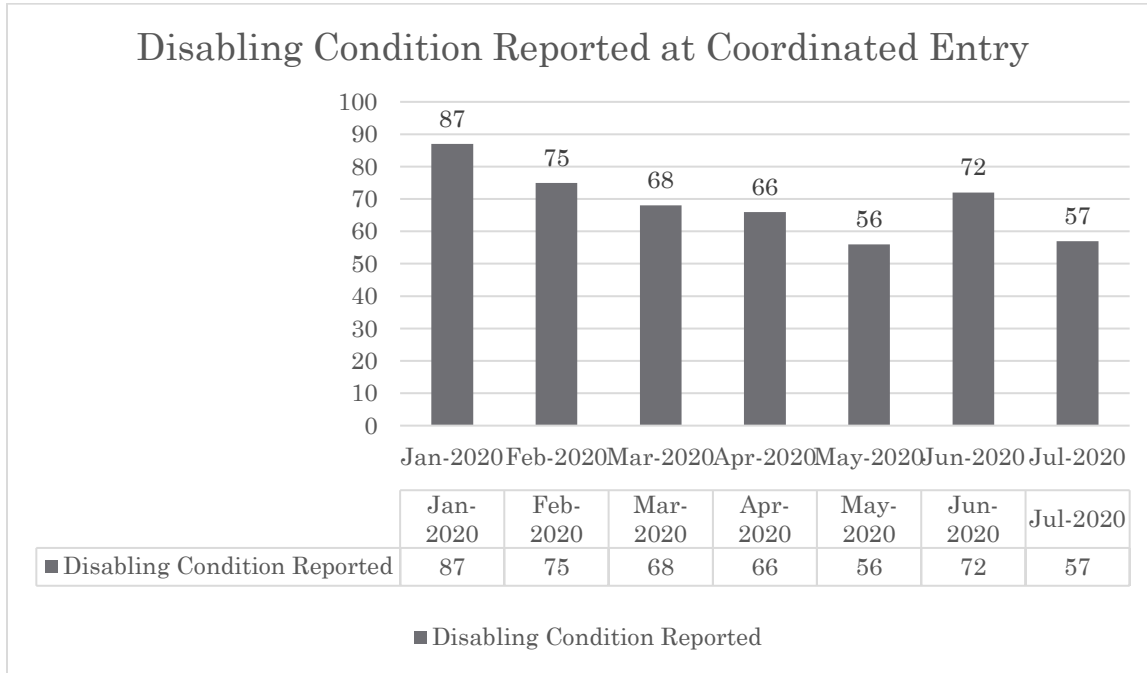
As reflected in the chart below, of the 717<sup>2</sup> unique individuals experiencing homeless screened at Coordinated Entry, a vast majority 79% (565) reported a homeless situation. These data have remained stable over time (with a variance of 1-2 percentage points month over moth) regarding an individual's current living situation. It is important to note that with the moratorium on evictions, the data reflects a continued and drastic decrease in individuals presenting at Coordinated Entry reporting Transitional and/or Permanent Housing situation prior to experiencing homelessness in comparison to pre-COVID.



<sup>2</sup> Totals reflected in chart below to not add up to number of screenings. This is a result of not meeting the HUD definition of homeless situation reported at Coordinated Entry (i.e. couch surfing; living with family; etc.).

### Boulder County Disabling Condition reported at Coordinated Entry

Of the 717 unique individuals screened for services through Coordinated Entry between January 1, 2020 and July 31, 2020, 67% (481) report a disabling condition. Disabling Conditions reported in July 2020 decreased in comparison to the month prior (76%) and returned to the annual average of 67%.



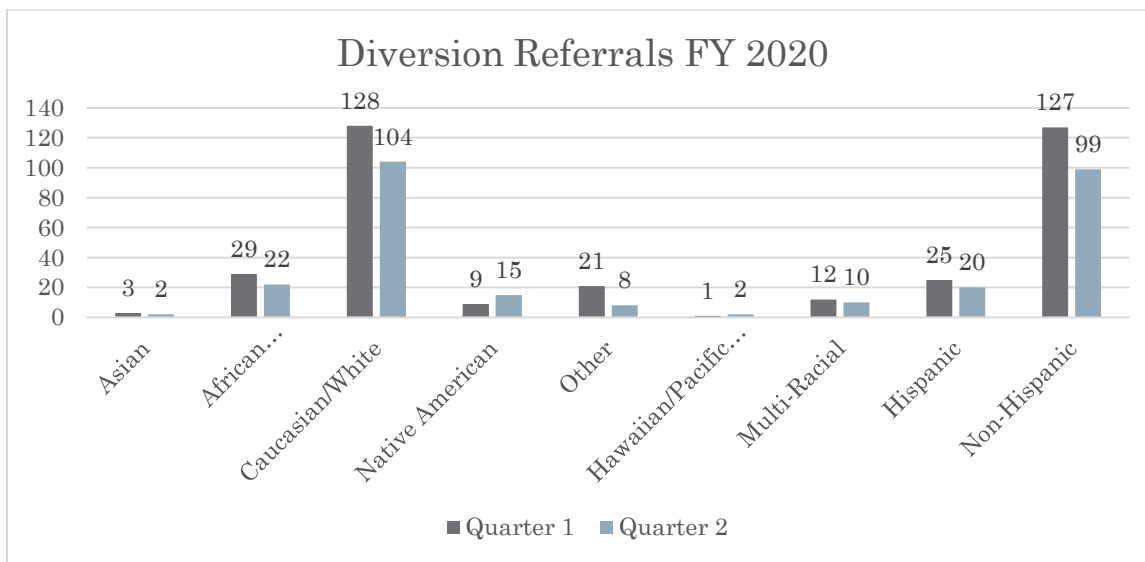
## RACIAL EQUITY ACROSS SERVICE PROVISION

As part of the County Commissioners identified priorities, the following information explores the racial and ethnic profile for clients presenting at Coordinated Entry and the referral outcome to services.

Across the system, individuals whom do not identify as Caucasian are overrepresented in the population experiencing homelessness.

The following chart(s), tables, and narrative reflect referral outcome over time as it relates to Ethnicity and Race. Each chart is presented per quarters. Quarter 1<sup>3</sup> reflects February 2020-April 2020; Quarter 2 reflects May 2020-July 2020.

### Diversion Referral Outcome



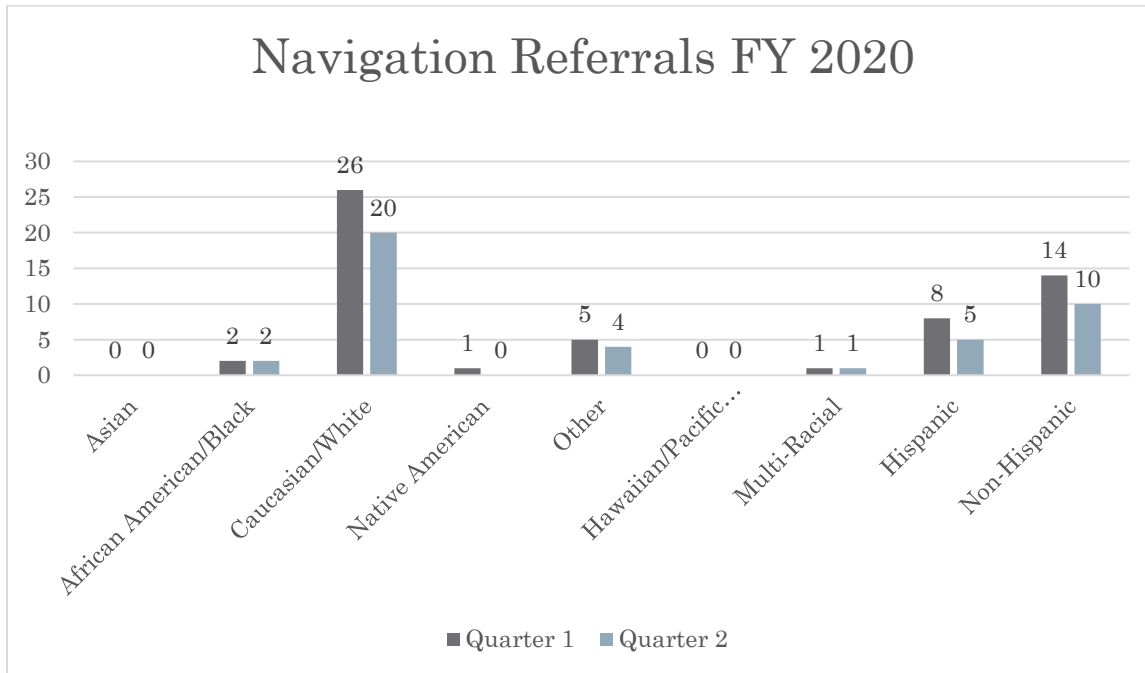
As reflected in the chart above and table below, there is an overrepresentation of people of color whom are referred to Diversion services. In comparison to the County demographics, the only racial and ethnic group that is not overrepresented are individuals whom identify as Asian.

	Quarter 1	Quarter 2	Annual Average	County Demographics
Asian	2%	1%	1%	3%
African American/Black	15%	14%	15%	1%
Caucasian/White	64%	68%	66%	89%
Native American	5%	10%	7%	1%
Other	11%	5%	8%	5%
Hawaiian/Pacific Islander	1%	1%	1%	>1%
Multi-Racial	6%	7%	6%	2%
Hispanic	13%	13%	13%	10%
Not Hispanic <sup>4</sup>	64%	65%	64%	90%

<sup>3</sup> Excludes January due to system changes with the integration of Diversion services.

<sup>4</sup> Percentage does not equal 100% due to declination of response.

## Navigation Referral Outcome

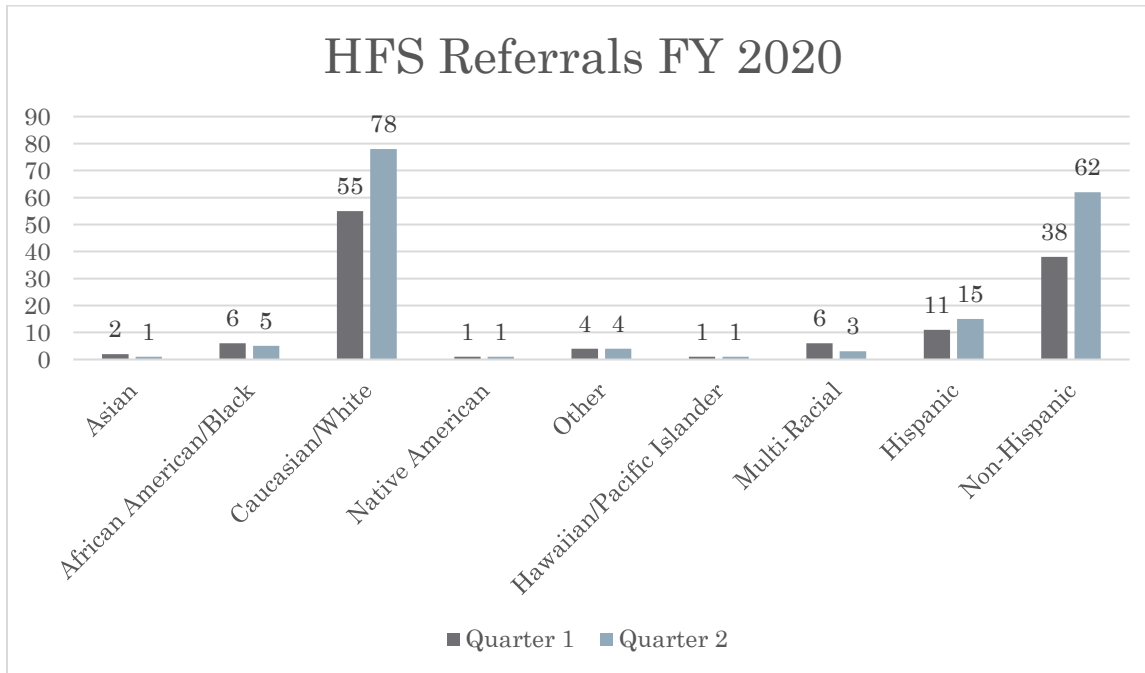


As reflected in the chart above and table below, there is an overrepresentation of people of color whom are referred to Navigation services. In comparison to the County demographics, the only racial and ethnic group(s) that is not overrepresented are individuals whom identify as Asian or Hawaiian/Pacific Islander.

	Quarter 1	Quarter 2	Annual Average	County Demographics
Asian	0%	0%	0%	3%
African American/Black	6%	7%	7%	1%
Caucasian/White	84%	74%	79%	89%
Native American	3%	0%	2%	1%
Other	16%	15%	16%	5%
Hawaiian/Pacific Islander	0%	0%	0%	>1%
Multi-Racial	3%	4%	3%	2%
Hispanic	26%	19%	22%	10%
Not Hispanic <sup>5</sup>	45%	37%	41%	90%

<sup>5</sup> Percentage does not equal 100% due to declination of response.

## Housing Focused Shelter Referral Outcome



As reflected in the chart above and table below, there is an overrepresentation of people of color whom are referred to Housing Focused Sheltering services. In comparison to the County demographics, the only racial and ethnic group that is not overrepresented are individuals whom identify as Asian. Individuals who identify as Native American or Other reflect the County Demographic profile.

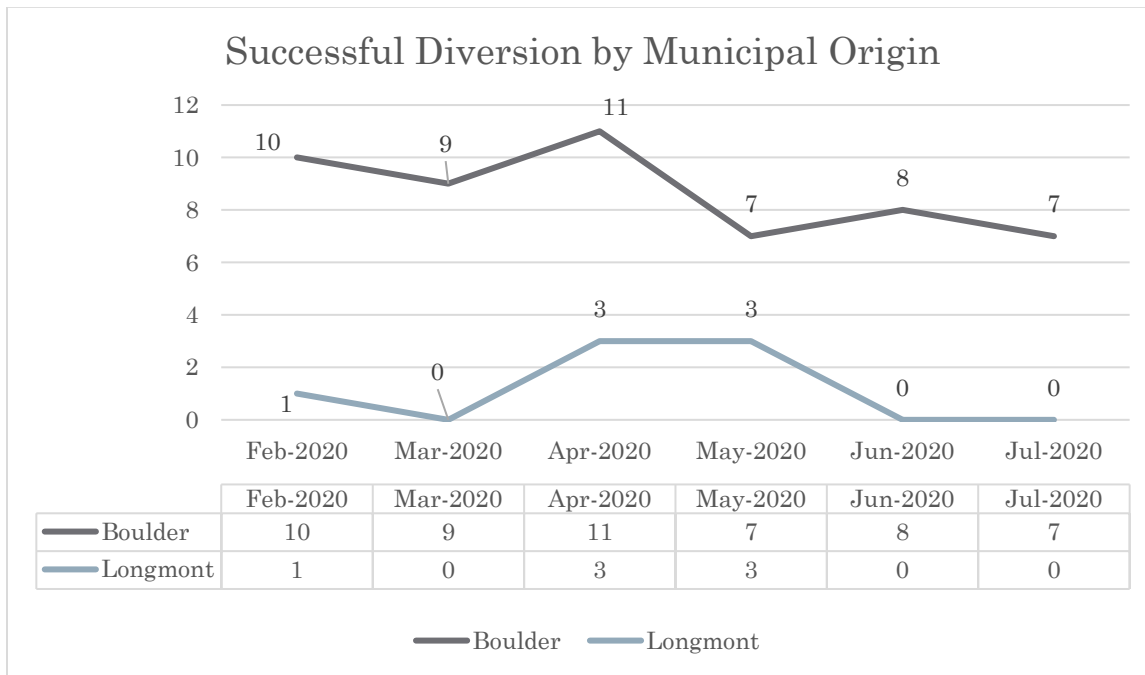
	Quarter 1	Quarter 2	Annual Average	County Demographics
Asian	3%	1%	2%	3%
African American/Black	8%	5%	7%	1%
Caucasian/White	77%	85%	82%	89%
Native American	1%	1%	1%	1%
Other	6%	4%	5%	5%
Hawaiian/Pacific Islander	1%	1%	1%	>1%
Multi-Racial	8%	3%	6%	2%
Hispanic	15%	16%	16%	10%
Not Hispanic <sup>6</sup>	54%	67%	61%	90%

<sup>6</sup> Percentage does not equal 100% due to declination of response.

## DIVERSION SERVICES

During the month of July 45% (38) unique individuals experiencing homelessness were screened and referred to Diversion services. Of the 38 unique individuals 18% (7) were successfully diverted from sheltering systems with 100% (7) through reunification. A total of \$1563.12, average \$223.30, direct service dollars was provided during the month.

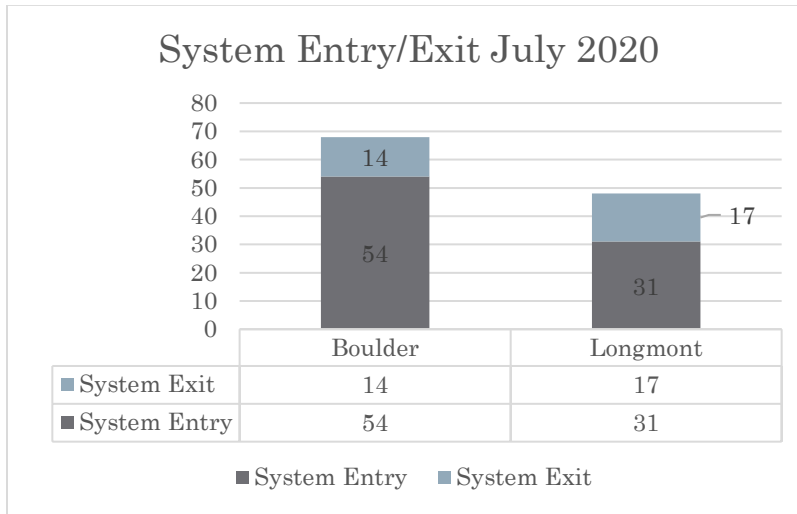
The following graph reflects the municipal origin of successful diversion services.



## HOUSING OUTCOMES

The following data and charts reflect individuals experiencing homelessness who have exited the homeless services system to a stable housing outcome. ***It is important to note that the data reflected in the following charts reflect Housing Outcomes via system entry and exit are not the same individuals.***

### System Entry/Exit July 2020



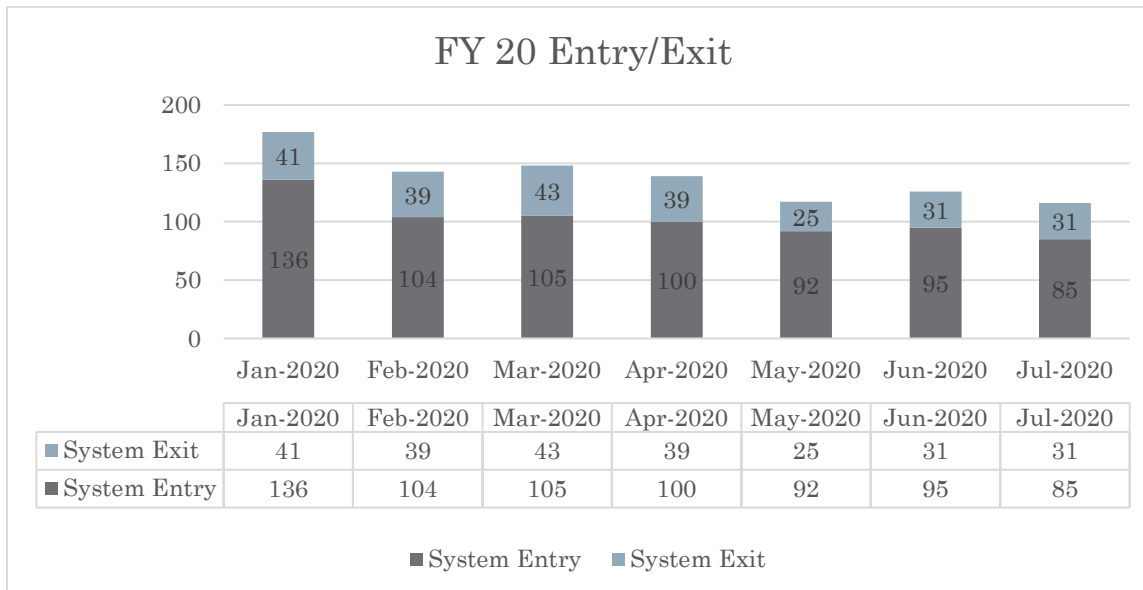
#### System Entry/Exit

During the month of July 2020, 31 (36%) individuals exited the HSBC system into a stable housing outcome.

### Fiscal Year 2020 System Entry/Exit

Since January 2020, on average, Homeless Solutions for Boulder County is exiting 35% of the system entry.

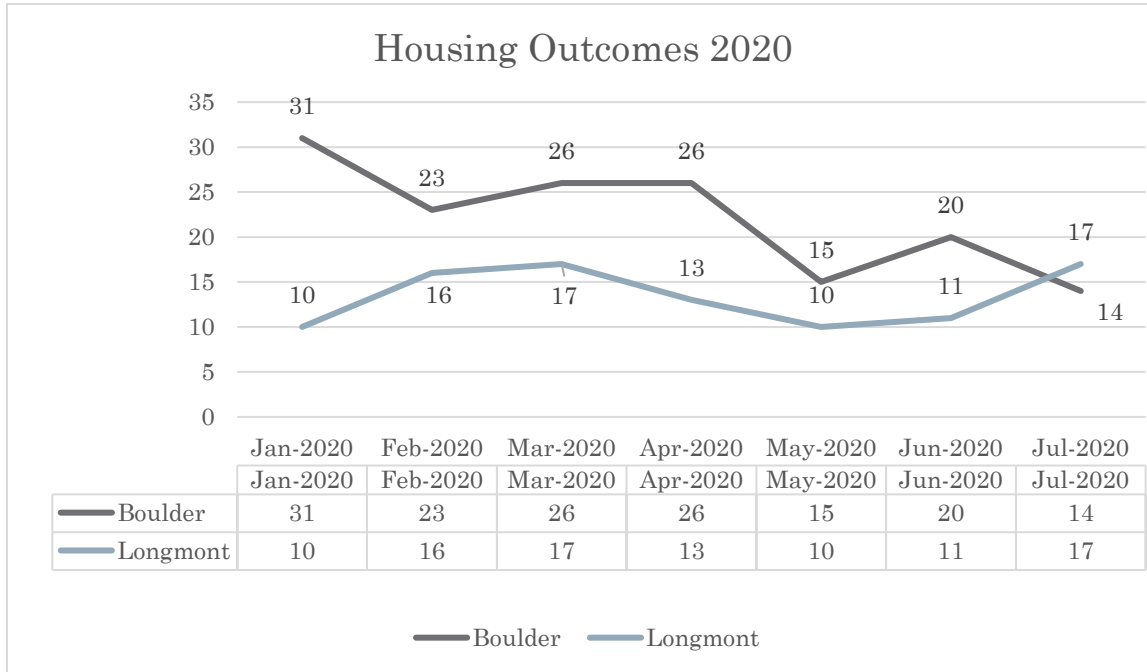
The following graph reflects the monthly system entry/exit data.





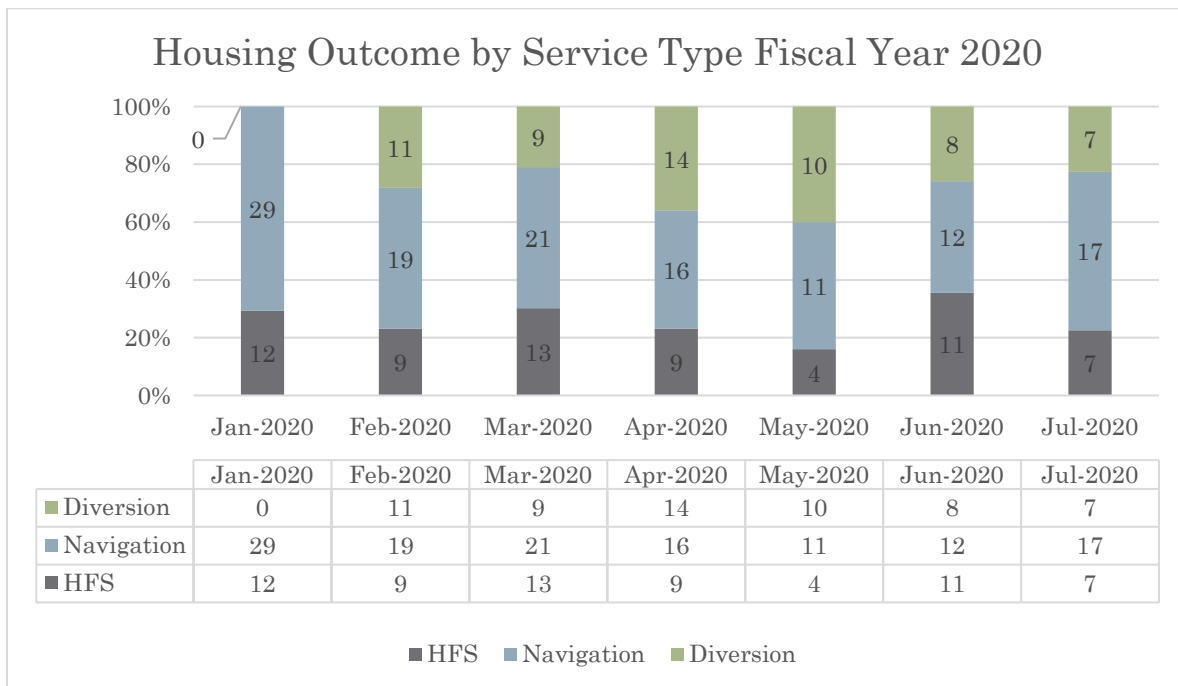
**Housing Outcomes Fiscal Year by Coordinated Entry Initiated Site 2020**

As reflected, a total of 249 individuals experiencing homelessness exited homelessness. The following data reflect the housing exits trends for the fiscal year of 2020.

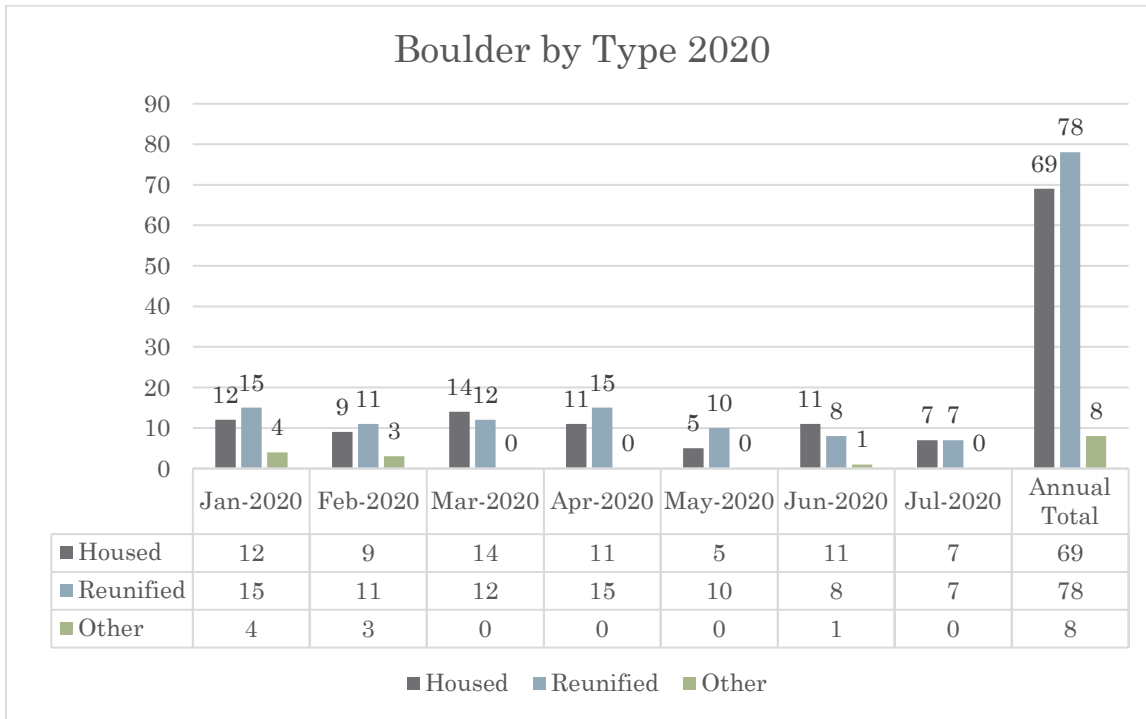


**Housing Outcome by service type 2020**

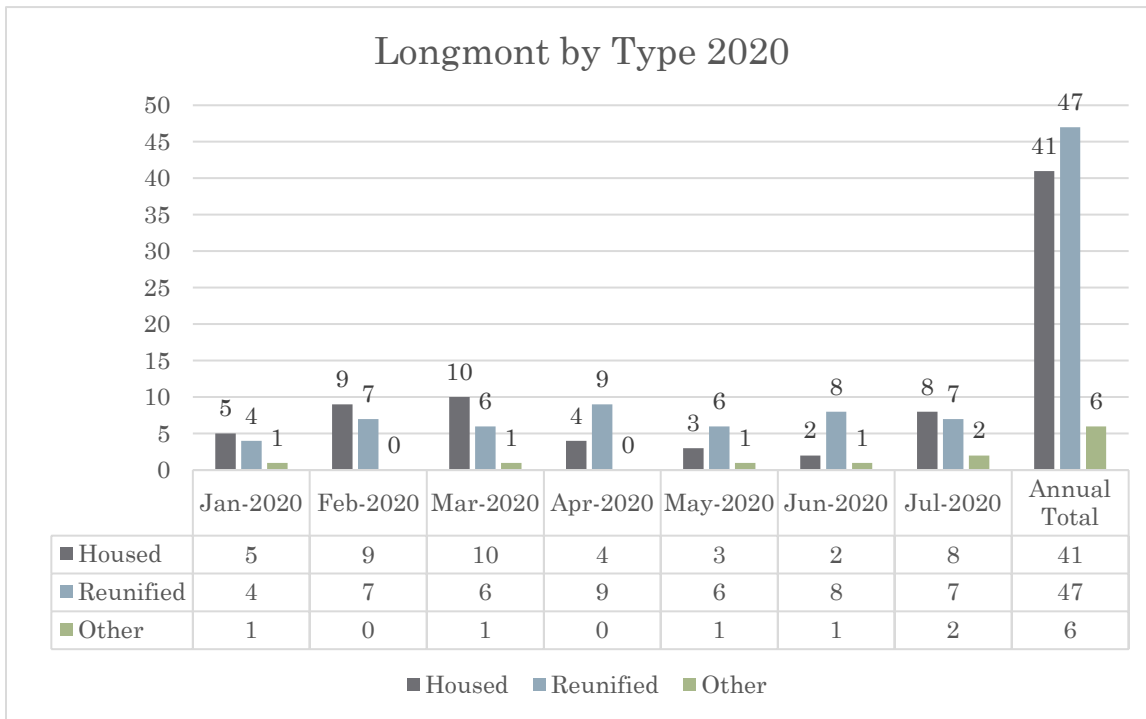
The following data reflect the service type resulting in a housing outcome for the fiscal year 2020. These charts also integrate the housing outcomes of individuals screened to Diversion services.



**Housing Outcome by Exit type City of Boulder 2020**



**Housing Outcome by Exit type City of Longmont 2020**



## WORKING GROUP PROGRESS

- **Systems working group** continues to meet two times per month. These meetings focus on emerging challenges, monitor exit data, identifying data outcome measurement enhancements, and any additional supports needed by providers.
- **Housing Exits working group** continues to identify and explore priorities. The Sober Living Task force is currently reviewing best practices and intend to provide recommendations in the upcoming months.
- **Management working group** held a facilitated conversation to explore the purpose of the working group and frequency of meetings.
- **Implementation Team** continues to address emerging issues and work on policy recommendations as the emerge.
- **High Utilizers working group** has been placed on hold during the pandemic.
- **Outreach working group** continues to meet and discuss avenues to engage clients who are unsheltered. The Outreach working group identified a need to conduct a informative survey to obtain information on why individuals choose not to engage in Coordinated Entry or services they have been referred to.

## ADDITIONAL UPDATES

- **Veterans Affairs** continues to work with HSBC to identify avenues to ensure veterans are identified accurately in Boulder County as well as connected with appropriate services.
- **HSBC** continues to review data enhancement opportunities as well as evaluate data sharing needs.