

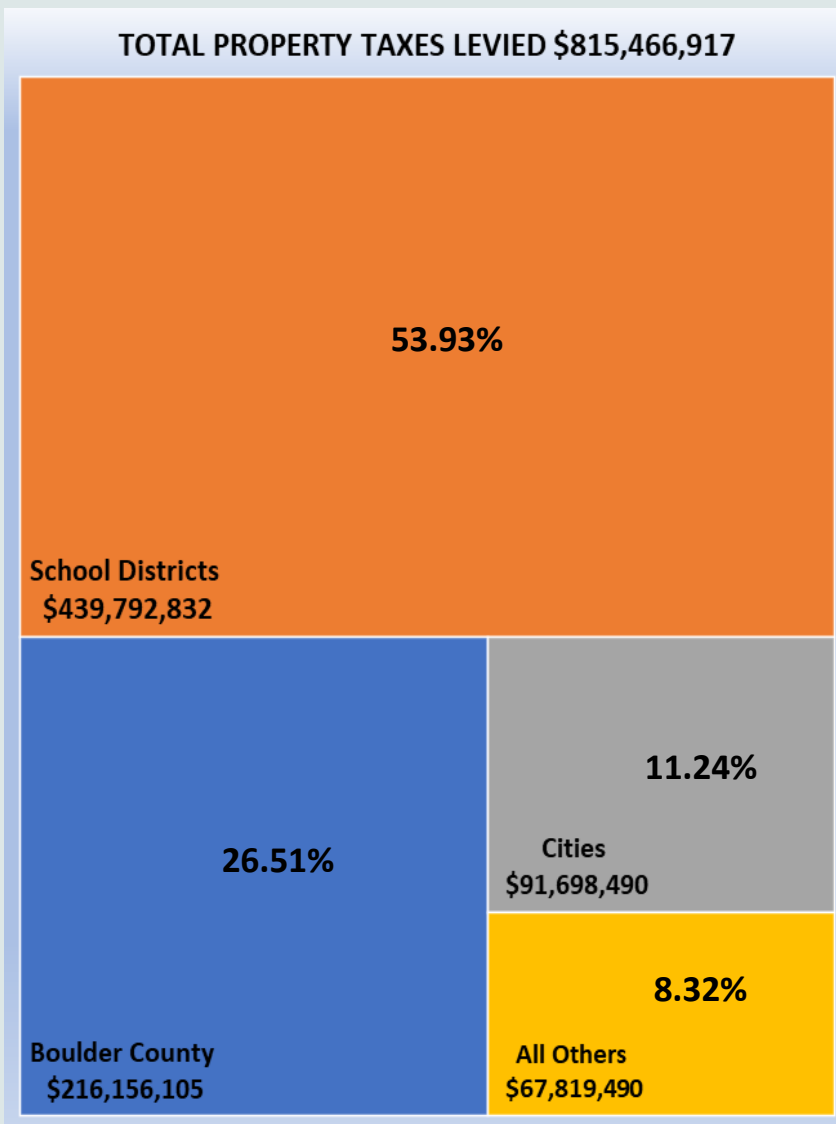
# WHERE DO MY PROPERTY TAXES GO?

**TOTAL PROPERTY TAXES LEVIED IN BOULDER COUNTY — \$815,466,917**

Boulder County collects property taxes for all taxing districts in the county, including school districts, cities, fire districts, water and sanitation districts, and other special districts, and distributes the monies to those districts.

**BOULDER COUNTY DISTRIBUTION OF PROPERTY TAXES — \$216,156,105**

Boulder County receives 26.5% of total property tax collected by the Treasurer's Office.. The remaining 73.5% is distributed to other taxing entities including school districts and municipalities. The Boulder County revenue budget on page 1 reflects the net property tax, which is the gross levied property tax minus uncollectible amounts.



# BOULDER COUNTY COVID-19 RESPONSE

*The following are some highlights of the CARES Act funding distributed directly by Boulder County:*

### Public Health \$2.2 million


CVRF funding was utilized to support local testing efforts, mobile testing within communities that have been disparately impacted, contact tracing, supporting businesses' compliance with public health orders, PPE, public communication in English and Spanish, vaccine distribution, and other response efforts. In addition to the CVRF resources distributed by Boulder County to the public health response, Boulder County Public Health received direct support from the Colorado Department of Public Health and the Environment to respond to the pandemic.

### Childcare \$3.4 million

Boulder County and local municipalities worked together to support 100 current childcare providers to manage expanded services, increased costs, and lost revenue during the pandemic. Having access to quality, safe, and supportive childcare during the pandemic has been crucial for many families with children, and especially working parents in essential job functions who have been impacted.

### Economic and Business Support \$1.3 million

Boulder County provided relief grants to 43 small businesses in unincorporated Boulder County that were directly impacted by the pandemic, increased Workforce Boulder County staff to answer calls and support people in applying for unemployment insurance, provided PPE and education on their workplace rights and protections to frontline and essential workers, implemented the "Step Up Boulder County/Echale Ganas" public communication campaign with small business owners asking our community to comply with public health orders to keep businesses open, and provided free PPE, sanitation supplies, and other resources to 612 small businesses county-wide.




**OFFICE OF FINANCIAL MANAGEMENT**

[FINANCE@BOULDERCOUNTY.ORG](mailto:FINANCE@BOULDERCOUNTY.ORG)

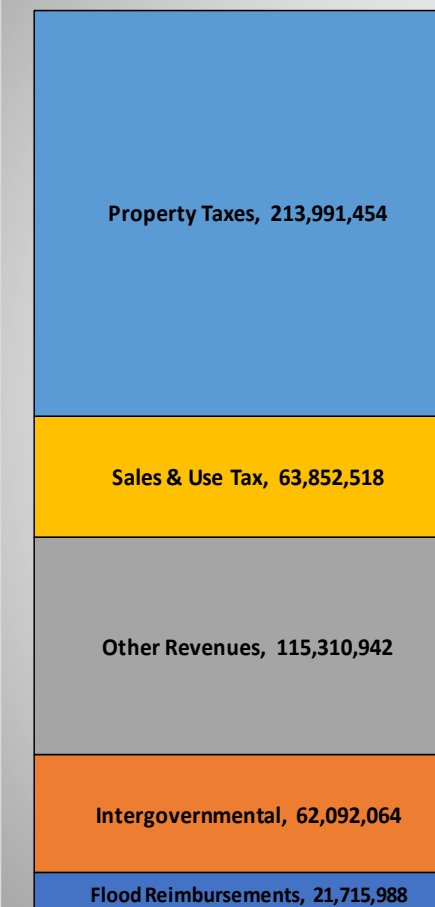
(303) 441-3503

[www.bouldercounty.org](http://www.bouldercounty.org)

# BOULDER COUNTY, COLORADO 2021 BUDGET SUMMARY



**2021 Revenues**  
Total Revenues: \$476,962,966



The 2021 budgeted revenue for Boulder County is \$476.96 million generated from the following sources:

#### PROPERTY TAXES — \$214 MILLION:

The Boulder County revenue budget reflects net property tax, which is the total levied minus uncollectible amounts. More information on property taxes appears here in the section "Where do my property taxes go?"

#### SALES & USE TAXES — \$63.9 MILLION:

Restricted to voter-approved initiatives designated to Sustainability, Open Space, Offender Management, Worthy Cause, Transportation, and Trails.

#### OTHER REVENUES — \$115.3 MILLION:

Major "other revenues" include specific ownership taxes, motor vehicle fees, recording and filing fees, Treasurer's fees, building permits, various other fees, rents, and charges for services.

#### INTERGOVERNMENTAL — \$62.1 MILLION:

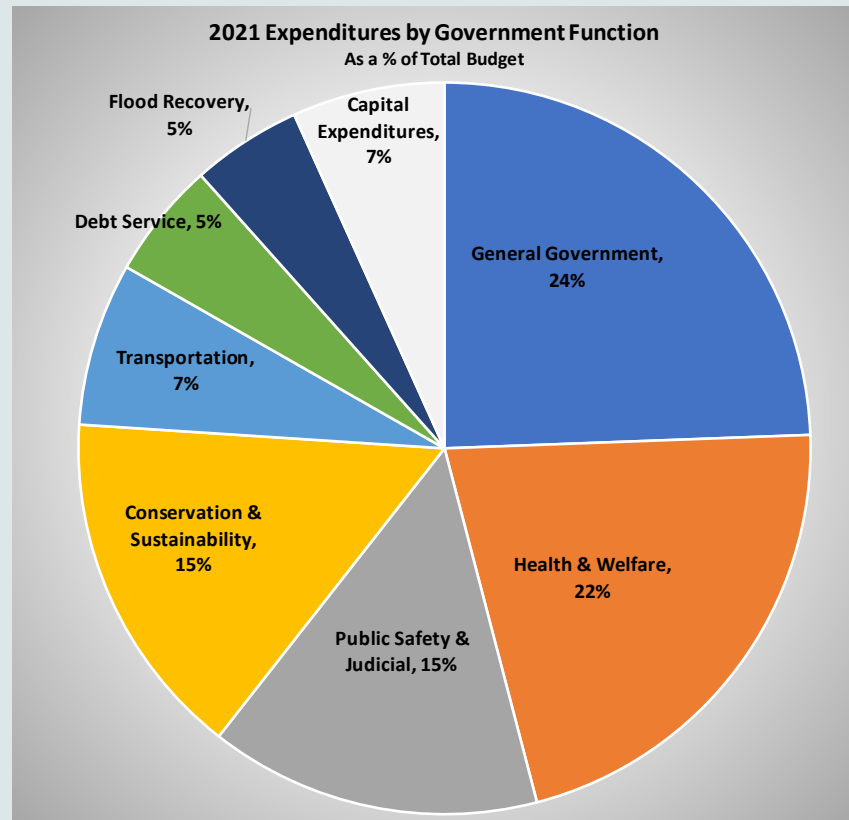
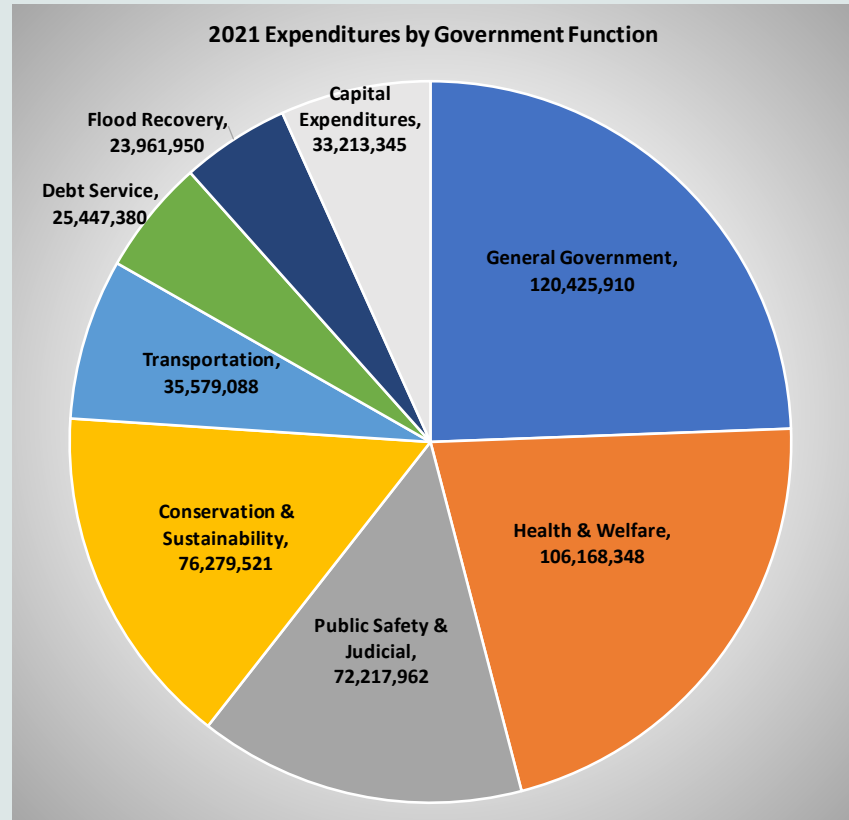
These revenues are primarily federal and state pass through monies for human services programs, state shared monies for roads, state lottery proceeds, and other various grant programs except for the reimbursements for 2013 flood recovery projects, which is broken out separately here.

#### FLOOD REIMBURSEMENTS — \$21.7 MILLION:

Flood reimbursements and grants from state and federal agencies such as FEMA, FHWA and State of Colorado resulting from the 2013 event.

# 2021 BUDGETED EXPENDITURES

Boulder County’s adopted 2021 expenditures are \$493.2 million, an increase of \$53.3 million or 12% over the 2020 budget. The following chart summarizes the 2021 expenditures by government function. The expenditure details that follow further describe the organizational budgets of departments and offices across Boulder County.



# EXPENDITURE DETAILS

## GENERAL GOVERNMENT – \$120,425,910

Includes all expenditures for the administrative branch and covers a range of core functions of county government. Services are provided by the Board of County Commissioners, Administrative Services, Assessor, Treasurer, County Attorney, Clerk & Recorder, Land Use and Surveyor

## HEALTH & WELFARE – \$106,168,348

Includes all expenditures for the conservation and improvement of public health, to provide public assistance and institutional care for individuals economically unable to provide essential needs for themselves, and to eliminate or ameliorate poverty and its causes. Services are provided by Public Health, Community Services, and Housing and Human Services departments.

## PUBLIC SAFETY & JUDICIAL – \$72,217,962

Includes all expenditures for the agencies whose purpose is to provide for the protection of persons and property. Services in this category are provided by the Sheriff, District Attorney, and Coroner.

## CONSERVATION & SUSTAINABILITY - \$76,279,521

Includes all expenditures to conserve and manage natural resources such as land, water, soil, historical assets and energy as well as broader sustainability programs to improve environmental health, combat climate change and build resilience. Services are provided by the Office of Sustainability, Climate Action & Resilience, Resource Conservation Division, and Parks & Open Space Department.

## TRANSPORTATION – \$35,579,088

Includes all expenditures for the construction and maintenance of roadways, walkways, transit, bikeways, bridges, and storm drainage. Includes intergovernmental expenditures for payments to cities for road improvements. Services are provided by the Transportation Department.

## CAPITAL EXPENDITURES – \$33,213,345

Includes all expenditures for the construction and maintenance of public buildings, including new building projects and renovations. This category also includes capital investments in technology, equipment and information systems that support county-wide operations.

## FLOOD RECOVERY – \$23,961,950

The flood recovery expenditures represent the continued work done to recover from the 2013 flood. Services are provided by a range of organizations including the Board of County Commissioners, Transportation Department and Parks & Open Space Department.

## DEBT SERVICE – \$25,447,380

Includes all expenditures for interest and principal payments on general long-term debt and fiscal agent fees connected thereto. Payments in this category are provided for across several county funds.

General Government	
County Commissioners	\$ 44,878,628
Administrative Services	\$ 13,683,956
Clerk & Recorder	\$ 8,066,898
Land Use Department	\$ 6,502,139
Assessor	\$ 5,719,196
County Attorney	\$ 5,047,115
Treasurer	\$ 1,673,444
Surveyor	\$ 38,874
CCS Commissioners and Chief of Staff	\$ 11,562,615
ITD Information Technology	\$ 15,857,738
OCA County Administrator	\$ 2,130,519
HRD Human Resources	\$ 5,264,787
Health & Welfare	
Housing & Human Services	\$ 68,113,588
Community Services	\$ 30,379,841
Public Health	\$ 7,674,919
Public Safety & Judicial	
Sheriff's Office	\$ 58,326,622
District Attorney	\$ 12,070,742
Coroner	\$ 1,820,598
Conservation & Sustainability	
Parks & Open Space Department	\$ 59,133,257
Sustainability, Climate Action & Resilience	\$ 7,240,406
Resource Conservation Division	\$ 9,905,858
Transportation	
Transportation	\$ 35,579,088
Capital Expenditures	
Buildings, Infrastructure & Outlay	\$ 33,213,345
Flood Recovery	
Flood Recovery	\$ 23,961,950
Debt Service	
Debt Service	\$ 25,447,380

## BOULDER COUNTY 2021 BOARD OF COMMISSIONERS



2021 Boulder County Commissioners (left to right) Marta Loachamin (Vice-Chair), Matt Jones (Chair), Claire Levy